

Blackwell Munksgaard

Dentistry

Catalog 2006



Blackwell
Munksgaard

Visit our dentistry subject site
www.dentistry.blackwellmunksgaard.com

Welcome to the 2006 catalog of Blackwell Munksgaard

Blackwell Munksgaard embraces the mission of Blackwell Publishing. Our aim is to work with and for organizations representing dentists internationally. It is our intention in 2006 to continue our policy of showcasing our books and journals at major conferences throughout the world.

Access online to our dentistry journals for researchers, teachers and students is unrivalled. The content of what we publish emphasizes scientific rigor. We also however aim for clinical relevance and we offer access to specialists as a member benefit to a range of national and international associations.

The quality of our program is unrivalled. Nine out of our twenty journals have impact factors within the top twenty in the dentistry classification. All our journals with impact factors improved their ranking in the last announcement from the Institute for Scientific Information.

Our core areas include periodontology and endodontics. We are proud to publish **Periodontology 2000**, **Journal of Clinical Periodontology**, **Journal of Periodontal Research** and **Clinical Oral Implant Research** in the former specialty. To endodontists we offer the **International Endodontic Journal**, **Endodontic Topics**, **Dental Traumatology** and a new partnership from 2006 with the **Australian Endodontic Journal**. We are also pleased to announce significant enhancements in this coming year in **Oral Diseases**, **International Journal of Paediatric Dentistry**, **Orthodontics and Craniofacial Research** and the **Journal of Prosthodontics**.

We are also keen to draw your attention to our high quality range of books, many regarded as the "gold standard" in their subject. A new edition of this caliber will publish this year in the form of the fourth edition of **Textbook & Color Atlas of Traumatic Injuries to the Teeth**, edited by Andreasen, Andreasen and Andersson. This will be accompanied by a new landmark text on **Adult Orthodontics**, edited by Melsen.

Our range of core clinical manuals expands in 2006 with new titles dedicated to **Implant Overdentures** (author Shafie), **Aesthetic Dentistry** (author Ahmad) and **Oral Surgery** (author Koerner). Later in the year, we expect publication of **Clinical Textbook of Dental Hygiene and Dental Therapy**, along with a new series of Basic Guides for the dental team, enhancing our position as an innovative leader for dental care professionals.

Please get in touch with us if you have plans for new books or to seek a new partner for your journal.

Anthony Watkinson *Global Dentistry Publisher*
Tel: +44 (0) 1865 476521 • Fax: +44 (0) 1865 471521
Email: anthony.watkinson@oxon.blackwellpublishing.com

Mie Bak *Journal Publisher*
Tel: +45 77 333 333 • Fax: +45 77 333 377
Email: mie.bak@mks.blackwellpublishing.com

Sophia Joyce *Book Commissioning Editor*
Tel: +1 515 292 0140
Email: sophia.joyce@ames.blackwellpublishing.com

Manuscript submission

Detailed information on submission of manuscripts to journals is available to authors. Please visit our website at www.dentistry.blackwellmunksgaard.com and select your preferred journal. Submission details will be easily available by clicking the 'For Authors' section.

Book authors may clarify arrangements for the submission of manuscripts with Sophia Joyce at the address listed above.

Contents

Section	Page	Section	Page
Periodontology	3	Gerodontology	13
Implantology	5	Dental Technology & Materials Science	13
Endodontics	6	Oral Pathology	14
Traumatology	8	Cariology & Restorative Dentistry	16
Oral & Maxillofacial Surgery	9	Oral Sciences & General Dentistry	17
Prosthodontics	10	Public Health	19
Orthodontics	11	Dental Care Professionals	20
Pedodontics	12	Index	23

Evaluation copies

If you are responsible for teaching students for whom any of the books in this catalog may be suitable texts, and you would like to see an evaluation copy, please email:

North America: marketing@ames.blackwellpublishing.com
Rest of World: jennie.stewart@oxon.blackwellpublishing.com

Buying Books

Direct (retail) customers should complete the order form attached or call our order hotlines on each listed page or buy online at www.dentistry.blackwellmunksgaard.com.

Trade (wholesale) customers should contact their representative as listed on the back cover.

Advertising

If you are interested in advertising, reprints or industrial sponsorship, please contact Martin Nielsen; Tel: +45 77 33 32 89; email: martin.nielsen@mks.blackwellpublishing.com or write to Martin Nielsen at Blackwell Munksgaard, 1 Rosenørns Allé, 1970 Frederiksberg C, Denmark.

Industrial / Business Orders

If you are interested in using Blackwell Munksgaard publications for marketing or promotional purposes, or on training courses, please contact the Marketing Department at our Oxford address.

Foreign Rights / Translations

Overseas publishers wishing to apply for translation rights for Blackwell Munksgaard titles should contact Sue Mattingley; Tel: +44 (0) 1865 476152; Fax: +44 (0) 1865 471152; email: sue.mattingley@oxon.blackwellpublishing.com or write to Sue Mattingley at Blackwell Munksgaard, 9600 Garsington Road, Oxford, OX4 2DQ, UK.

Subscribing to Journals

Journal Customer Services

Order your subscription by calling our Journal Customer Services Dept.

North America for US\$ subscriptions
Tel: 1-800 835 6770

Rest of World for £/p subscriptions
Tel: +44 (0) 1865 791100
Email: customerservices@oxon.blackwellpublishing.com

Personal Subscribers

Individuals who provide a valid e-mail address receive online access to all available content as part of the subscription price. Special rates are available for many dental and related societies. Visit www.dentistry.blackwellmunksgaard.com for more details.

Society Special Rates

Special rates are available for many dental and related societies. Visit www.dentistry.blackwellmunksgaard.com and click on Society Partners for more details.

Institutional Subscribers

Prices quoted for journals are for a *Print & Premium Online* subscription, which gives ongoing online access to all available volumes for as long as Blackwell publish the journal. It is available with or without the print version. The *Online Only* prices are also quoted. This is only available online without print.

Journal Online Trials and Sample Requests

Free Online Trial

Claim your 1 month free online trial to Blackwell Munksgaard dentistry journal:

Visit www.dentistry.blackwellmunksgaard.com/freetrial and follow the instructions given. Please use **DenCat06** as your Access Token, allowing you one month free online access to Blackwell Munksgaard dentistry journals.

To view a sample copy of our journals, visit the individual journal homepage or log on to www.dentistry.blackwellmunksgaard.com

Alternatively send an email to customerservices@oxon.blackwellpublishing.com stating 'please send me a sample copy of [insert journal title]'.

Journal Online Access

All dentistry journals are available online via Blackwell Synergy. Institutional and personal subscribers to printed editions are entitled to access the journal online edition free of charge.

Register for free at www.blackwell-synergy.com to...

- Select tables of contents for new journal issues to be emailed directly to your desktop with links straight through to the article abstract.
- Browse tables of contents and abstracts, and save favorite journals in your personal Synergy homepage.
- Search across all full text articles for key words or phrases to find the exact information you need.
- Access free sample issues.

A subscription to a dentistry journal enables you to...

- Link directly from references, authors and keywords to MEDLINE, ISI and ADS databases, and to cited articles in other journals.
- Choose articles in full text HTML, with embedded links, high quality figures and tables, or in PDF format, which is excellent for printing.
- Save articles to disk for your own research and copying for course packs.
- Read issues from all available online back volumes, increasing the value of your subscription.

Blackwell Synergy – increasing the quality of your research time
www.blackwell-synergy.com

Blackwell Synergy 

JOURNAL

Journal of Clinical Periodontology

Editor-in-chief: M. Tonetti, USA
 Associate Editors: B.G. Loos, The Netherlands;
 B. Pihlstrom, USA; M. Quirynen, Belgium; M. Sanz, Spain
 Editor Emeritus: J. Lindhe, Sweden

The official publication of the European Federation of Periodontology

www.dentistry.blackwellmunksgaard.com/cpe

ISI Journal Citation Reports® Ranking:

2004: 11/48 (Dentistry, Oral Surgery & Medicine)

Impact Factor: 1.644

The *Journal of Clinical Periodontology* aims to convey scientific progress in periodontology to those concerned with the application of this knowledge for the benefit of the dental health of the community. The journal addresses itself primarily to clinicians, general practitioners, periodontists, as well as to teachers and administrators involved in the organisation of prevention and treatment of periodontal disease.

The *Journal of Clinical Periodontology* publishes original contributions of high scientific merit in the physiology and pathology of the periodontium, diagnosis, epidemiology and prevention and therapy of periodontal disease, review articles by experts on new developments in basic and applied periodontal science, advances in periodontal technique and instrumentation, and case reports which illustrate important new information.

The journal facilitates the application of new scientific knowledge to the daily practice of the disciplines concerned and addresses both practicing clinicians and academics.

- The journal includes primary papers, as well as review articles written by experts and case reports that illustrate important new information
- Rapid publication: the editors aim to make the published article available online within four months of submission.
- Online submission and refereeing – Authors should visit <http://mc.manuscriptcentral.com/jcpe> for more details
- Author services and publication tracking tools are available
- Available OnlineEarly: All accepted papers are published online prior to print.

Indexed/Abstracted in: Chemical Abstracts; Current Contents: Life Sciences; Current Contents: Clinical Medicine; EMBASE/Excerpta Medica; Medical Documentation Service; Research Alert; Science Citation Index; SciSearch

Volume: 33 • Monthly publication

ISSN Printed version 0303-6979 • Online version 1600-051X

Institutional Subscription US \$845.00 • £503.00

Online Only Subscription US \$729.00 • £434.00

Free Sample Issue Online: Visit www.blackwell-synergy.com/loi/cpe

Free Access in the Developing World

Blackwell Publishing dentistry journals, under the imprint of Blackwell Munksgaard, provide free online access within institutions in the developing world through the HINARI initiative with the World Health Organization (WHO).

Visit www.who.int/hinari/en/ for more details of this initiative.



BOOK

Clinical Periodontology and Implant Dentistry Fourth Edition

Edited by Jan Lindhe, Thorkild Karring & Niklaus P. Lang

This fourth edition of *Clinical Periodontology and Implant Dentistry* is the ultimate resource on periodontics. The editors are joined by over 50 expert contributors to address the full spectrum of periodontal issues. The book's coverage extends logically from the anatomy of the periodontium through to treatment options, and elucidates the relationship between periodontal and restorative dental therapies. The section dedicated to implants reflects the increasing importance of this form of oral rehabilitation. This section includes chapters on implant placement in the esthetic zone and issues related to supportive therapy in the implant patient. The remarkable scholarship evident in the text is matched only by the quality of the illustrations, which guide the reader through the wealth of material detailed in the book.

- Features 2000 illustrations, with over 1500 in color
- Includes detailed case reports
- Editors and contributors provide an international perspective

5 Stars! from Doody

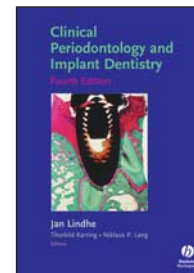
'This book is a comprehensive text in the field ... The clinical pictures are excellent in their clarity and details. The references are pertinent. The book presents itself as the editors intend, to be one of the essential texts in periodontology.'

Doody Review Services

'This is now the textbook of periodontology, implantology with which others will be compared.' Journal of Dental Research

Hardback • 1405102365 • 9781405102360 • 2003 • 1072 pages • 2000 illustrations

View a sample chapter online at www.dentistry.blackwellmunksgaard.com/lindhe



JOURNAL

Journal of Periodontal Research

Editors-in-chief: I. Ishikawa, Japan & J. Slots, USA

www.dentistry.blackwellmunksgaard.com/jre

ISI Journal Citation Reports® Ranking:

2004: 8/48 (Dentistry, Oral Surgery & Medicine)

Impact Factor: 1.831

The *Journal of Periodontal Research* is an international research periodical publishing original clinical and basic investigations and review articles concerned with every aspect of periodontology and related sciences. The journal publishes original articles and condensed mini-review articles. Reports of scientific meetings in periodontology and related fields are also published.

- Author services and publication tracking tools are available
- Available OnlineEarly: All accepted papers are published online prior to print
- Online submission will be available in 2006

Indexed/Abstracted in: Biological Abstracts/BIOSIS; Chemical Abstracts; Current Contents: Life Sciences; Elsevier BIOBAS/ Current Awareness in Biological Sciences/CABS; Excerpta Medica Reference Update; Research Alert; Science Citation Index; SciSearch

Volume: 41 • Bimonthly publication

ISSN Printed version 0022-3484 • Online version 1600-0765

Institutional Subscription US \$738.00 • £439.00

Online Only Subscription US \$637.00 • £379.00

Free Sample Issue Online: Visit www.blackwell-synergy.com/loi/jre



Periodontology

JOURNAL

Periodontology 2000

Editor-in-chief: J. Slots, USA


Associate Editors: M. Bartold, Australia; R. J. Genco, USA;
R. C. Page, USA

www.dentistry.blackwellmunksgaard.com/prd

ISI Journal Citation Reports® Ranking:

2004: 4/48 (Dentistry, Oral Surgery & Medicine)

Impact Factor: 2.457



Periodontology 2000 comprises a series of monographs intended for periodontists and general practitioners with interest in periodontics. The editorial board identify significant topics and outstanding scientists and clinicians for the individual monographs. *Periodontology 2000* serves as a valuable supplement to existing periodontal journals.

- Review journal
- Published as three annual monographs
- Featuring invited guest editors
- Author services and publication tracking tools are available
- Invited papers only

Single volumes available for purchase – while stocks last

Visit www.dentistry.blackwellmunksgaard.com/prd to see a full listing of volume topics

Indexed/Abstracted in: Current Contents: Clinical Medicine; Research Alert; SciSearch

2006 Volumes: 40-41-42 • 3 Volumes per year

ISSN Printed version 0906-6713 • Online version 1600-0757

Institutional Subscription US \$543.00 • £323.00

Online Only Subscription US \$469.00 • £279.00

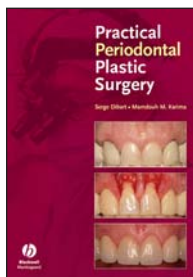
Personal Subscription US \$307.00 • €275.00 • £183.00

Free Sample Issue Online: Visit www.blackwell-synergy.com/loi/prd

NEW BOOK

Practical Periodontal Plastic Surgery

Serge Dibart & Mamdouh Karima



Practical Periodontal Plastic Surgery provides a pragmatic approach to mucogingival plastic surgery, through its step-by-step examination of the actual clinical requirements of each procedure. The book focuses on esthetic procedures such as crown lengthening and root coverage, and also deals with other mucogingival operations, such as hard and soft pre-prosthetic ridge augmentation. There is also a focus on the burgeoning field of periodontal microsurgery, and the techniques and methods learned from other branches of microsurgery are applied for enhanced soft tissue results.

The book outlines the place and development of periodontal plastic surgery, and the factors that affect surgical outcomes. Periodontal microsurgery is then introduced. The book comprises the step-by-step description of the surgical procedures. Each operation is taken in turn, explaining the techniques used and instrumentation required, and illustrating every step with clinical photographs. The book concludes with a discussion of patient selection criteria.


- Highly illustrated with full color throughout
- Focuses on the practical aspects of actual clinical procedures
- Brings together periodontal and plastic surgery expertise
- Introduces microsurgical techniques and instrumentation
- Profiles esthetic procedures, such as crown lengthening and root coverage, together with the core repertoire of mucogingival surgery

Hardback • 0813822688 • 9780813822686 • 2006 • 192 pages • illustrated

FORTHCOMING BOOK

Concise Encyclopedia of Periodontology

David C. Vandersall



The *Concise Encyclopedia of Periodontology* offers an indispensable guide to the terminology, technical vocabulary, classic clinical cases and literature of periodontology. The book enables readers to search the literature by cross-referencing terms to classic and modern sources and to review specific areas of the subject, easily guiding them through the mass of periodontology sources. Adherents of other specialties, as well as students of general dentistry and dental hygiene, will also find it a quick and easy way to acquaint themselves with the fundamentals of the subject.

The book comprises fully referenced definitions of key perio terms, highlighting the classic literature. In addition, there are two further sections of references listed by author and literature cross-referenced to author and procedures.

- Succinct field manual for the postgraduate student in periodontology, period residents and those preparing for Board accreditation
- Quick and comprehensive guide to references
- Indispensable aid to literature searches
- Concise, referenced explanations of terminology
- Illustrated to assist understanding of clinical terms
- Must-have companion to prescribed textbooks, manuals and classic articles

Paperback • 0813826020 • 9780813826028 • 2007 • 256 pages • illustrated

JOURNAL

Oral Microbiology and Immunology

Editor-in-chief: J. Slots, USA

Associate Editor: D. J. Smith, USA

www.dentistry.blackwellmunksgaard.com/omi

ISI Journal Citation Reports® Ranking:

2004: 10/48 (Dentistry, Oral Surgery & Medicine);

74/111 (Immunology); 51/84 (Microbiology)

Impact Factor: 1.759



Oral Microbiology and Immunology is dedicated to the dissemination of knowledge relating to fundamental and applied aspects of oral infections. This includes their etiologic agents, diagnosis and epidemiology, oral microbial ecology, virulence factors of oral microbes, non-specific host resistance factors in oral infections, and the immunology of oral infections. Advances in microbiology are making vital and exciting contributions in many areas and not least in the diagnosis, treatment and prevention of oral diseases.

- Original articles as well as review articles
- Online submission and refereeing – Authors should visit <http://mc.manuscriptcentral.com/omi> for more details
- Author services and publication tracking tools are available
- OnlineEarly: All accepted papers are published online prior to print.

Indexed/Abstracted in: Biological Abstracts/BIOSIS; Cambridge Scientific Abstracts; Chemical Abstracts; Current Contents: Life Sciences; Elsevier BIOBAS/ Current Awareness in Biological Sciences/CABS; Research Alert; Science Citation Index; SciSearch

Volume: 21 • Bimonthly publication

ISSN Printed version 0902-0055, Online version 1399-302X

Institutional Subscription US \$664.00 • £395.00

Online Only Subscription US \$573.00 • £341.00

Personal Subscription US \$284.00 • €254.00 • £169.00

Free Sample Issue Online: Visit www.blackwell-synergy.com/loi/omi

JOURNAL

Clinical Oral Implants Research

Editor-in-chief: N.P. Lang, Switzerland
Associate Editors: T. Berglundh, Sweden; G. Salvi, Switzerland; H.P. Weber, USA

www.dentistry.blackwellmunksgaard.com/dlr

Official Journal for European Association of Osseointegration

ISI Journal Citation Reports® Ranking:
2004: 5/48 (Dentistry, Oral Surgery & Medicine);
8/42 (Engineering, Biomedical)
Impact Factor: 2.139

Clinical Oral Implants Research conveys scientific progress in the field of implant dentistry and its related areas to clinicians, teachers and researchers concerned with the application of this information for the benefit of patients in need of oral implants. The journal addresses itself to clinicians, general practitioners, periodontists, oral and maxillofacial surgeons and prosthodontists, as well as teachers, academicians and scholars involved in the education of professionals and in the scientific promotion of implant dentistry

- Author services and publication tracking tools are available
- OnlineEarly: All accepted papers are published online prior to print
- The journal publishes original articles as well as review articles and case reports
- Online submission and reviewing will be available in 2006

Indexed/Abstracted in: Current Contents: Clinical Medicine; Science Citation Index; SciSearch

Volume: 17 • Bimonthly publication
ISSN Printed version 0905-7161 • Online version 1600-0501
Institutional Subscription US \$773.00 • £460.00
Online Only Subscription US \$667.00 • £397.00

Free Sample Issue Online: Visit www.blackwell-synergy.com/loi/dlr



NEW BOOK

Implant Restorations A Step-by-Step Guide *Second Edition*

Carl Drago

Implant Restorations: a Step-by-Step Guide provides the general dentist and the prosthodontist with a guide to restoring dental implants. This step-by-step clinical manual demonstrates how to treat the most commonly encountered cases, describing the procedures, techniques and sequences required in clear, concise language.

The book takes the theory of implant restoration, using as its basis the 3i system of implants, and places it directly in the dental surgery, concentrating on each stage of the actual clinical procedures involved. The 2nd edition of this successful guide reflects the advances of implant prosthetics over the intervening years, exploring new techniques and technology, and demonstrating updated system components and armamentarium.

The book follows a logical structure with the first section introducing implant restoration, how to develop a restorative practice, the issues involved, the technical components of the 3i system, diagnosis and treatment planning. The central section of the book devotes separate chapters to each of several basic types of cases which the restorative dentist may encounter. Every step of the procedure is described and illustrated with clinical photographs. The final section discusses record-keeping, patient compliance, hygiene regimes and follow-up, and provides an outline of best-practice procedural protocols.

- Highly illustrated with full color throughout
- Focuses on the practical aspects of actual clinical procedures
- Profiles several common basic and more advanced cases in a simple, concise and straight-forward manner
- Advises on procedural protocols, treatment planning and sequencing.
- Includes single unit and implant supported denture prostheses

Hardback • 081382883X • 9780813828831 • 2006 • 240 pages • 470 illustrations



BOOK

Reconstructive Aesthetic Implant Surgery

Abd El Salam El Askary

Esthetic implant dentistry has grown significantly in the last few years. A respected clinician, speaker, researcher, and practitioner in the field of esthetic implants, El Askary's "hands-on" clinical approach to dental esthetics will guide the reader through each case step-by-step. This practical text grew out of increased demand from general practitioners and students who want a guide that leads them in solving the problems typically encountered in practice. This book is specifically designed to improve the student/practitioner's surgical, prosthetic and case design skills. This is what makes this book unique, the aspect of teaching as a step-by-step gradual, clinical flow designed to simplify procedures for the clinician.

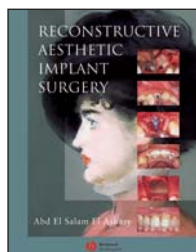
- Current topics in esthetic implantology
- Illustrated with approximately 100 color photographs and illustrations
- Case reports that apply the latest advancements in clinical techniques
- Comprehensive references to related research

'I see this as a useful overview for the many restorative dentists who are considering taking on the surgical aspects of dental implant therapy.'

New Zealand Dental Journal

Hardback • 0813821088 • 9780813821085 • 2003 • 156 pages • illustrated

View a sample chapter online at www.dentistry.blackwellmunksgaard.com/elaskary



NEW BOOK

Bone Grafting Techniques for Maxillary Implants

Karl-Erik Kahnberg with contributions from
Lars Rasmusson and Göran Zellin

This book explores the potential of bone grafting techniques to rehabilitate the maxilla through the placement of dental implants. As implant dentistry becomes increasingly well established and sophisticated, this book will help experienced surgeons to involve implant solutions as part of more challenging reconstructions in the upper jaw.

Starting with a recap on principles of bone biology, the book then considers implant integration in normal bone and with bone grafts. Grafting procedures are presented depicting a variety of bone harvest sites, followed by onlay and inlay grafting techniques. Approaches to sinus lifting, segmental osteotomy and distraction osteogenesis for augmentation protocols are provided.

- Richly presented with atlas-style, step-by-step clinical photographic sequences
- Considers complications with grafting sites and with inlay and onlay techniques
- Comments on bone substitutes in maxillary reconstructive procedures
- Lavishly illustrated with remarkable 3D color anatomical drawings

Hardback • 1405129948 • 9781405129947 • 2005 • 112 pages • 150 illustrations



Implantology

NEW BOOK

Immediate Loading of Dental Implants

Lyndon Cooper

Immediate Loading of Dental Implants is a major new work that surveys, clarifies and marshals this burgeoning field of implant dentistry into one authoritative text. This book provides a well-referenced and comprehensive guide, bringing together clinical techniques with solid scientific and scholarly support. This book will provide an unequalled multi-system resource in every aspect of immediate loading implant dentistry.

The book's logical approach divides it into two parts. The first part outlines and explains the scientific background of immediate loading implants, evincing an understanding of the biology of osseointegration and soft tissue integration as the basis for attaining reproducible clinical results. The development of the modality is examined, evaluating the different approaches that have arisen. Treatment planning protocols are then discussed, before an explanation of the surgical protocols involved in immediate placement, and how these deviate from conventional implant dentistry. The second part comprises the clinical chapters, which describe for each scenario a full treatment plan, including surgical placement, provisionalization, final prosthesis and after-care. An immediate loading checklist to eliminate problems before they arise is included as a helpful appendix. This book will be of enormous benefit, both to those working with implants and to those engaged in study.

- Brings together key scholarship into one authoritative text
- Comprehensive bibliography, with key references explained and annotated
- Thorough scientific explanation of clinical techniques and treatment protocols
- Trouble-shooting checklist
- Highly illustrated with full color clinical photographs throughout

Hardback • 0813804868 • 9780813804866 • 2006 • 232 pages • 400 illustrations

Special Society Rates

Special subscription rates to Blackwell Munksgaard dentistry journals are available to members of selected Societies. Visit www.dentistry.blackwellmunksgaard.com, select your journal, and then click on **Subscribe/Renew** for more details.

Free Access in the Developing World

Blackwell Publishing dentistry journals, under the imprint of Blackwell Munksgaard, provide free online access within institutions in the developing world through the HINARI initiative with the World Health Organization (WHO).

Visit www.who.int/hinari/en/ for more details of this initiative.

Endodontics

JOURNAL

International Endodontic Journal

Editor-in-chief: P.M.H. Dummer, UK

Associate Editors: J.L. Gutman, USA, P.R. Wesselink, The Netherlands

Assistant Editors: J. Whitworth, UK; C. Reit, Sweden

www.dentistry.blackwellmunksgaard.com/iej

The official journal for British Endodontic Society, European Society of Endodontology, Flemish Society of Endodontology, Irish Endodontic Society and the Lebanese Society of Endodontology

ISI Journal Citation Reports® Ranking:

2004: 18/48 (Dentistry, Oral Surgery & Medicine)

Impact Factor: 1.470

The *International Endodontic Journal* is the leading forum in endodontology; the branch of dental sciences dealing with health, injuries to and diseases of the pulp and periradicular region, and their relationship with systemic well-being and health. Original scientific articles are published in biomedical science, applied materials science, bioengineering, epidemiology and social science relevant to endodontic disease and its management, and to the restoration of root-treated teeth.

- Online submission and refereeing – Authors should visit <http://mc.manuscriptcentral.com/iej> for more details
- Author services and publication tracking tools are available
- OnlineEarly: All accepted papers are published online prior to print
- Includes review articles, reports of clinical cases, book reviews, summaries and abstracts of scientific meetings and news items.

Indexed/Abstracted in: ASCA; Current Contents; Science Citation Index

Volume: 39 • Monthly publication

ISSN Printed version 0143-2885 • Online version 1365-2591

Institutional Subscription US \$1307.00 • £778.00

Online Only Subscription US \$1129.00 • £672.00

Personal Subscription US \$400.00 • €326.00 • £238.00

Free Sample Issue Online: Visit www.blackwell-synergy.com/loi/iej

BOOK

Textbook of Endodontology

Edited by Gunnar Bergenholtz, Preben Hörsted-Bindslev & Claes Reit

The *Textbook of Endodontology* has been developed to serve the educational needs of dental students as well as dental practitioners seeking updates on endodontic theories and techniques. The book offers a clear understanding of the biological processes involved in pulpal and periapical lesions and how that knowledge relates to clinical management. The editors have devised the book to provide tiered learning. Sophisticated presentation enables the reader to access the text from different levels, corresponding to the requirements of the undergraduate, postgraduate or practitioner.


- Boxed elements facilitate easy reference to endodontic concepts
- Includes case stories
- Signposts to core research literature
- Annotated references form part of the remarkable pedagogy throughout

'This is a well written, well thought out book which provides a comprehensive overview of endodontics for both dental students and dental practitioners.'

International Endodontic Journal

Hardback • 8716121856 • 9788716121851 • 2003 • 352 pages • illustrated • US \$144.99 • £75.00 • Aus \$239.00

View a sample chapter online at www.dentistry.blackwellmunksgaard.com/bergenholtz



ANNOUNCING A NEW PARTNERSHIP IN 2006

Australian Endodontic Journal

Editor-in-Chief: S. Dahlstrom, Australia

www.dentistry.blackwellmunksgaard.com/aej

The Journal of the Australian Society of Endodontology

The *Australian Endodontic Journal* is a publication for dentists in general and specialist practice devoted solely to endodontics. The Journal aims to promote communication in the different fields that encompass endodontics for those dentists who have a special interest in endodontics



The *Australian Endodontic Journal* is published three times each year. The Journal's regular features, by Australian and Overseas authors include:

- Lecture summaries and abstracts of meetings
- Clinical updates
- Research reports
- Case reports
- Abstracts from the literature
- News of Australian Society of Endodontology and the Asian Pacific Endodontic Confederation activities and their members
- Historical endodontic glimpses

Indexed/Abstracted in: Current Contents: Clinical Medicine; Science Citation Index; SciSearch

Volume: 16 • Published 3 times each year

ISSN Printed version 1329-1947 • Online version 1747-4477

Institutional Subscription US \$150.00 • £89.00

Online Only Subscription US \$129.00 • £76.00


Free Sample Issue Online: Visit www.blackwell-synergy.com/loi/aej

BOOK

Essential Endodontology

Edited by D. Ørstavik & T. R. Pitt Ford

Essential Endodontology is a treatise on apical periodontitis as a specific disease entity, which is primarily caused by bacteria infecting the root canal system. Research developments are presented as essential foundations for current clinical practice. The book covers pathogenesis, pathology, radiology, epidemiology, prevention, treatment and prognosis of apical periodontitis. Related subjects include pulp biology and restoration of endodontically treated teeth. International, world-renowned contributors provide authoritative reviews on their subject areas. This is essential reading for high-flying students of dentistry, postgraduates in endodontology and other restorative disciplines, as well as dental practitioners.



'The distinguished contributors to this book have directed their efforts towards providing authoritative reviews which are at the forefront of research in endodontology.' **Australian Endodontic Journal**

'[The book provides] a vast amount of valuable information ... for undergraduate students, private clinicians, faculty members, postgraduate endodontic students and clinicians involved in endodontic research.'

Swiss Monthly Review of Dentistry

Hardback • 0632040890 • 9780632040896 • 1998 • 416 pages • 225 illustrations

JOURNAL

Endodontic Topics

Editor-in-chief: M. Trope, USA

Associate Editors: D. Ørstavik, Norway; G. Bergenholtz, Sweden; L. Spångberg, USA

www.dentistry.blackwellmunksgaard.com/etp

Endodontic Topics is intended for endodontists and general practitioners with interest in endodontics. The editorial board will identify significant topics and outstanding scientists and clinicians for the individual monographs.

Endodontic Topics serves as a valuable supplement to existing endodontic journals.

- Review journal
- Published as three annual monographs
- Featuring invited guest editors
- Author services and publication tracking tools are available
- Invited papers only
- Searchable via Google™

Single volumes are available for purchase – while stocks last

Visit www.dentistry.blackwellmunksgaard.com/etp to see a full listing of volume topics.

2006 Volumes: 13-14-15 • 3 Volumes per year


ISSN Printed version 1601-1538 • Online version 1601-1546

Institutional Subscription US \$427.00 • £254.00

Online Only Subscription US \$368.00 • £219.00

Personal Subscription US \$134.00 • €120.00 • £80.00.

Free Sample Issue Online: Visit www.blackwell-synergy.com/loi/etp



Free Journal Online Trial and Sample Requests

Free Online Trial

Claim your 1 month free online trial to Blackwell Munksgaard dentistry journals.

Visit www.blackwellmunksgaard.com/freetrial and follow the instructions given. Please use **DenCat06** as your Access Token, allowing one month free online access.

Journal Sample Requests

Online

To view a free journal sample issue online, please visit www.dentistry.blackwellmunksgaard.com and select your journal, and then click on View a Sample Issue.

Print

To receive a sample print issue, please send an email to customerservices@oxon.blackwellpublishing.com, quoting 'Please send me a sample copy of [insert journal title]' in the subject line. Please remember to provide your full mailing address when requesting a print sample issue.

Traumatology

NEW BOOK

Textbook and Color Atlas of Traumatic Injuries to the Teeth Fourth Edition

Edited by Jens O. Andreasen, Frances M. Andreasen & Lars Andersson

Textbook and Color Atlas of Traumatic Injuries to the Teeth encompasses the full scope of acute dental trauma, including all aspects of interdisciplinary treatment. This fourth edition captures the significant advances which have been made in the subject of dental traumatology since the publication of the last edition more than a decade ago. The comprehensive nature of the book is designed to appeal to distinguished clinicians and scholars of dental traumatology, be they oral surgeons, pediatric dentists, endodontists, or from a related specialist community.

Long considered the "gold standard" book on the subject, the fourth edition builds on this reputation and presents the definitive standards in the field. The role of established clinical therapies has been vigorously updated. New chapters have been added to reflect esthetic procedures including bleaching of discolored teeth, and the use of minimally invasive veneers. Other topics new for consideration in this volume include: the optimization of pulp and periodontal healing, splinting of teeth, and the use of Mineral Trioxide Aggregate (MTA) in endodontic interventions.

Clinical treatment is put into context with coverage on prevention of traumatic injuries, cost benefit considerations, and psycho-social aspects of dental trauma. Prognosis is carefully discussed, and is presented along with information specially designed for dissemination to patients and third parties.

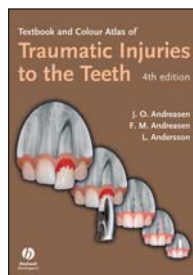
In this fourth edition, the legendary Andreasens welcome a new fellow editor, Lars Andersson. They are joined by 25 new contributors who add to the luminary author team.

- Classic, trusted resource
- Includes a variety of new chapters and contributors
- Authoritative, international authorship
- Contains approximately 1300 figures, with over 800 in color
- New format and design

Review comment on the third edition:

'The first impression one has of this book is its sheer size and the array of beautiful colour illustrations inside. In summary, it is a remarkable text, eminently readable with superb illustrations... Every self-respecting dental library, personal or institutional, should have a copy.' **Journal of Oral Rehabilitation**

Hardback • 1405129549 • 9781405129541 • 2006 • 672 pages • 1300 illustrations



BOOK

Essentials of Traumatic Injuries to the Teeth A Step-by-Step Treatment Guide Second Edition

Jens O. Andreasen & Frances M. Andreasen

In this fully revised second edition, new sections have been added which cover pulpal and periodontal responses to trauma, the effect of various treatment approaches, such as repositioning, splinting and antibiotic therapy. Moreover a chapter has been included on the management of soft tissue injuries. This book provides the clinician – whether dental student, private dental practitioner or oral surgeon – with a readily accessible, fully illustrated guide to the initial treatment of acute dental injuries. Furthermore, long-term prognosis of various trauma entities is illustrated with respect to pulpal and periodontal healing and healing complications.


'Excellent illustrations and an easy, readable format makes this excellent book essential for any clinician' **American Journal of Dentistry**

'This is still the trauma book to own and it is now even better. Congratulations to the authors for making the best better...' **International Journal of Paediatric Dentistry**

'It should be a standard text in any dental school as well as an easy reference for postgraduate programmes.' **Journal of Dentistry**

'In summary, this book provides a clear, organized and beautifully graphic approach to the patient with dental trauma... a welcome addition to the complete emergency department library.' **Pediatric Emergency Care**

Hardback • 8716122771 • 9788716122773 • 1999 • 192 pages • illustrated



BOOK

Traumatic Dental Injuries A Manual Second Edition

Jens O. Andreasen, Frances M. Andreasen, Leif K. Bakland & Maria T. Flores

This book provides a succinct guide to dental trauma. Each chapter describes the principles of the diagnosis and treatment of the specific dental trauma injury, including treatment objectives, treatment parameters and long-term expectations.

This second edition has been updated and expanded to include diagnosis of pulp and periodontal healing considerations, long-term prognosis, patient information and principles of endodontic treatment of traumatized teeth. A unique feature is the electronically-generated images of a 'model tooth' subjected to various injuries. This allows the dentist to appreciate the manifestations and treatment outcomes of typical trauma types.


- Illustrated in color throughout
- The most practical and accessible book on dental trauma
- Written by international experts

'The text is clear and well written and well referenced... The chapters on diagnosis of periodontal and pulpal complications are particularly helpful as this is a difficult area for many clinicians.'

'The manual will serve as an excellent reference for practitioners and dental students who have a good working knowledge of traumatology.' **Journal of Orthodontics**

'The book is beautifully laid out for easy reference... illustrated with high quality photographs, radiographs, and illustrations... It is good value for money.' **British Journal of Oral and Maxillofacial Surgery**

Paperback • 1-405-11108-9 • 9781405111089 • 2003 • 88 pages • illustrated



Book Sample Pages Online

Many of our books have sample pages free online – just visit www.blackwellpublishing.com/Dentistry/book_samples to view these sample pages.

JOURNAL

Dental Traumatology

Editor-in-chief: M. Trope, USA

www.dentistry.blackwellmunksgaard.com/edt

Official journal for International Association of Dental Traumatology and International Academy of Sports Dentistry

ISI Journal Citation Reports® Ranking:
2004: 37/48 (Dentistry, Oral Surgery & Medicine)
Impact Factor: 0.827



Dental Traumatology conveys scientific and clinical progress in all areas related to adult and pediatric dental traumatology. This includes prevention, emergency and follow-up treatment related to periodontal and pulpal health and esthetic reconstruction. This international journal aims to promote communication among clinicians, educators, researchers, and administrators interested in the relevant fields.

- Author services and publication tracking tools are available
- OnlineEarly: All accepted papers are published online prior to print
- Publishes Review articles, original articles, reports of clinical cases as well as newsletters

Indexed/Abstracted in: Biological Abstracts/BIOSIS; Chemical Abstracts; Current Contents: Clinical Medicine; Research Alert; SciSearch

Volume: 22 • Bimonthly publication
ISSN Printed version 1600-4469, Online version 1600-9657
Institutional Subscription: US \$591.00 • £352.00
Online Only Subscription: US \$511.00 • £304.00

Free Sample Issue Online: Visit www.blackwell-synergy.com/loi/edt

JOURNAL

Pain Medicine

Editor: Rollin M Gallagher, Philadelphia, USA

www.blackwellpublishing.com/pme

The official journal of the American Academy of Pain Medicine

ISI Journal Citation Reports® Ranking:
2004: 26/103 (Medicine, General & Internal)
Impact Factor: 1.841



Pain Medicine is a multi-disciplinary journal dedicated to the pain clinician, educator and researcher. The journal reflects the rapid growth in pain science and practice as well as the need for policy, ethical and forensic commentary on pain and its management. Readers benefit from the most up-to-date information available on the practice of pain medicine.

- Online submission and refereeing – Authors should visit <http://mc.manuscriptcentral.com/pme> for more details of how to submit online
- Author services and publication tracking tools are available

Indexed/Abstracted in: SciSearch/SCI Expanded, PsychInfo/ Psychological Abstracts, Index Medicus/ MEDLINE, Cumulative Index to Nursing and Allied Health Literature (CINAHL), and EMBASE/Excerpta Medica

Volume: 7 • Bimonthly publication
ISSN Printed Version 1526-2375, Online Version 1526-4637
Institutional Subscription US \$540.00 • £398.00
Online Only Subscription US \$467.00 • £343.00
Personal Subscription US \$238.00 • €275.00 • £183.00

Free Sample Issue Online: Visit www.blackwell-synergy.com/loi/pme

NEW BOOK

Manual of Minor Oral Surgery for the General Dentist

Karl Koerner

The *Manual of Minor Oral Surgery for the General Dentist* provides a clear and thorough practical guide to performing the common surgical procedures encountered in dental offices on a day-to-day basis. Building on a sound basis of the proper protocols and appropriate standards of care, the book approaches each procedure through detailed, step-by-step description and illustration. Richly illustrated with clinical photography, the *Manual of Minor Oral Surgery* offers dentists an indispensable tool to carry out their everyday work, as well as providing information on more advanced procedures for those experienced dentists wishing to develop professionally.

The *Manual of Minor Oral Surgery for the General Dentist* focuses on exodontia, including third molar extractions, as well as covering other common surgeries, such as pre-implant surgery, biopsy, apicectomy and retrofill, crown lengthening, and tooth replantation. A section on supportive aspects of surgery addresses such topics as medical histories, managing pain, inflammation, and anxiety. Finally, medico-legal recommendations, safety protocols, and infection-control procedures are reviewed.

- Fully illustrated with step-by-step clinical photography
- Demonstrates everyday procedures as well as more advanced surgery
- Designed specifically for the general dental practice
- Provides patient management guidelines and appropriate safety protocols

Paperback • 0813805597 • 9780813805597 • 2006 • 352 pages • illustrated



BOOK

Principles of Oral and Maxillofacial Surgery Fifth Edition

Edited by U. J. Moore, J. G. Cowpe, J. G. Meechan, K. R. Postlethwaite & P. J. Thomson

Principles of Oral and Maxillofacial Surgery has become the established introductory textbook for dental students, valued for its accessible, reader-friendly style and absence of superfluous detail. The fifth edition has been updated to reflect advances in the specialty, including implants, anxiety management and the management of traumatic injuries, tumors and facial deformities.

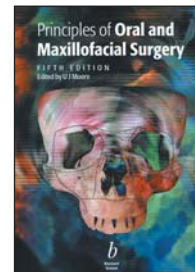
'I must recommend this book to every undergraduate and House Officer. It is a sensible book, which will provide a firm grounding in our discipline. My copy will sit in my briefcase and be brought out whenever I have an undergraduate in clinic.' International Journal of Paediatric Dentistry

'In conclusion, this is a good book and I anticipate that it may become the standard textbook in many university departments. I will certainly be adding it to the reading list in my own department ... Many general practitioners may also wish to have it available in their practices as an up-to-date reference textbook.' British Dental Journal

Review comment on the previous edition:

'It is appreciated by students and teachers for its direct uncluttered advice ... This is an excellent undergraduate textbook ... well illustrated, concise and clear ...' Journal of Dentistry

Paperback • 0632054387 • 9780632054381 • 2001 • 288 pages • illustrated



JOURNAL

Journal of Prosthodontics Implant, Esthetic and Reconstructive Dentistry

Editor-in-chief: D. Felton, USA

Associate Editors: C. J. Drago, S. C. Bayne, D. A. Beck, M. S. McCracken, D. A. Curtis, L. C. Breeding; M. W. Richards, D. R. Haselton, R. Toothaker

www.dentistry.blackwellmunksgaard.com/jopr

Official journal of the American College of Prosthodontists

The American Dental Association – recognized voice of the specialty of Prosthodontics

The *Journal of Prosthodontics* promotes the advanced study and practice of prosthodontics, implant, esthetic and reconstructive dentistry. The *Journal of Prosthodontics* serves both researchers and practising clinicians by providing a forum for the presentation and discussion of evidence-based prosthodontic research, techniques, and procedures.

The journal publishes original scientific articles presenting information that is new and relevant to prosthodontics. In addition the journal publishes reports of innovative techniques, reviews of new instrumentation and products, new uses for existing material, new instructional methodologies, work in progress and practice management issues, instructive case reports, and announcements of importance to the prosthodontic community.

The objective of the *Journal of Prosthodontics* is to facilitate the effective transmission of new and innovative prosthodontic-related research from the laboratory to the practicing clinician.

- Online submission and refereeing – Authors should visit <http://mc.manuscriptcentral.com/jopr> for more details of how to submit online
- Author services and publication tracking tools are now available

Volume 15 • Bimonthly publication


ISSN Printed version 1059-941X, Online version 1532-849X

Institutional Subscription: US \$332.00 • £253.00

Online Only Subscription: US \$287.00 • £219.00

Personal Subscription: US \$161.00 • €168.00 • £112.00

Free Sample Issue Online: Visit www.blackwell-synergy.com/loi/jopr



NEW BOOK

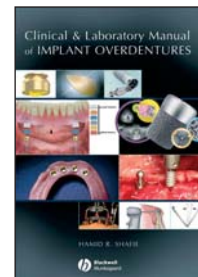
Clinical & Laboratory Manual of Implant Overdentures

Hamid Shafie

Shafie's *Manual of Implant Overdentures* instructs clinicians and laboratory technicians about the step-by-step utilization process of this treatment modality. Currently many countries around the world have adopted the implant overdenture as a standard of care for fully edentulous patients. Although implant overdentures are an attractive treatment modality option for fully edentulous patients, the necessary clinical and laboratory training, as well as the variety of availed attachment systems often create confusion about which system will best suit each patient's needs.

This color handbook presents an accessible, intuitive directory for classifying attachments, a list of clinical indications and contraindications for each attachment assembly, detailed surgical placement techniques complete with color photographs and schematic illustrations, and explanations of how to present appealing treatment plans to potential candidates as well as how to manage a successful and dynamic implant practice. Featuring comprehensive coverage in a compact package, this book allows clinicians and lab technicians to find precise answers quickly. A wide variety of implant systems are featured in this book.

Hardback • 0813808812 • 9780813808819 • 2006 • 416 pages • illustrated



BOOK

Prosthetic Treatment of the Edentulous Patient Fourth Edition

R. M. Basker & J. C. Davenport


In spite of improvements in oral health, there will always be a significant number of people who lose all their teeth. Furthermore, as people are living longer, complete denture work has become more challenging and managing the transition from pre-edentulous to an edentulous condition has become more critical. The fourth edition of this established textbook for dental undergraduates and postgraduates has been completely updated to reflect these changes. More emphasis has been placed on care of the older person and how to achieve better communication between clinicians and dental technicians.

'An excellent textbook, packed full of useful information for undergraduate students, experienced practitioners and even orthodontists.'

Journal of Orthodontics

'This textbook is highly recommended to undergraduate students as it is well written, clearly laid out and helpfully illustrated.' **Dental Update**

Paperback • 0632059982 • 9780632059980 • 2002 • 328 pages • 180 illustrations



Free Email Alerting

Sign up for your Email Alerts today. This is a fully customizable email alerting service from Blackwell Munksgaard, part of the Blackwell Publishing Group, enabling you to keep up-to-date with the latest journal issues and book publications.

Visit www.blackwellpublishing.com/ealerts for details of how you can sign up.

JOURNAL

Orthodontics & Craniofacial Research

Genes, Growth and Development

Editor-in-chief: A. M. Kuipers-Jagtmann, The Netherlands

www.dentistry.blackwellmunksgaard.com/ocr

Orthodontics and Craniofacial Research provides an international forum for the presentation and critical discussion of issues pertinent to the advancement of the specialty of orthodontics and the evidence-based knowledge of craniofacial growth and development. This forum is based on scientifically supported information, and also includes minority and conflicting opinions.

The journal aims to facilitate effective communication between the research community and practicing clinicians. Original papers of high scientific quality that report the findings of clinical trials, clinical epidemiology, and novel therapeutic or diagnostic approaches are published. Similarly, *Orthodontics and Craniofacial Research* includes papers in genetics, developmental biology, syndromology, surgery, speech and hearing, and other biomedical disciplines related to clinical orthodontics and normal and abnormal craniofacial growth and development.

- Online submission and refereeing will be introduced in 2006. Authors should visit <http://mc.manuscriptcentral.com/ocr> for more details
- Author services and publication tracking tools are available
- Rapid publication: review of manuscripts within 3 to 4 weeks of receipt and publication within 3 to 6 months of acceptance.
- Publication of original and basic research, as well as concise reviews, case reports of substantial value, invited essays, letters, and announcements

Volume: 9 • Quarterly publication

ISSN Printed version 1601-6335 • Online version 1601-6343

Institutional Subscription US \$405.00 • £241.00

Online Only Subscription US \$349.00 • £208.00

Personal Subscription US \$171.00 • €153.00 • £102.00

Free Sample Issue Online: Visit www.blackwell-synergy.com/loi/ocr

FORTHCOMING BOOK

Adult Orthodontics

Edited by Birte Melsen

Adult Orthodontics addresses the increasing prominence of adult orthodontics and provides an authoritative resource on the subject. The opening chapters provide the context for adult orthodontics, including patient demographics and etiology. The middle section of the book details treatment planning considerations and approaches. Patient cases are profiled extensively suggesting initial outcomes and longer term expectations. This book will be of value to all those providing adult orthodontic services and those dealing with orthodontics as part of inter-disciplinary management of the adult dentition.

- First dedicated book on a growing area of orthodontic treatment
- World class editor accompanied by renowned contributors from the orthodontic community and beyond
- Provides case studies, suggesting realistic and optimal outcomes
- Reflects inter-disciplinary perspectives
- Includes coverage of maintenance issues
- Highly illustrated

Hardback • 1405136197 • 9781405136198 • 2007 • 384 pages • illustrated

FORTHCOMING BOOK

Enhancement Orthodontics

Practice and Theory

Marc Ackerman


Enhancement Orthodontics: Practice and Theory provides a concise and compact clinical guide to achieving esthetic results through orthodontics. Challenging the paternalistic 'doctor knows best' approach of the past, it offers a patient-centered paradigm for enhancing the appearance, function and health of the dentofacial features through orthodontic treatment. A mixture of clinical cases and decision-making coaching delivers an easy-to-follow guide to the prevailing clinical scenarios and how to treat them. Dwelling not merely on the intra-oral results, *Enhancement Orthodontics* demonstrates how to employ whole face analysis to improve overall dentofacial esthetics.

Enhancement Orthodontics: Practice and Theory takes as its starting point the enhancement medicine model, and the role of orthodontics as the driver of enhancement in dentistry. It then moves on to explain the patient-centered approach, and illustrates this with key clinical cases. Dentofacial analysis, diagnosis and treatment planning are then dissected, step-by-step, with supporting clinical case material. *Enhancement Orthodontics: Practice and Theory* concludes with a discussion of potential pitfalls and problems, again with clinical examples. Clinically viable and scientifically sound, this is the must-have guide to the future of orthodontic treatment. It will appeal to practicing and studying orthodontists, esthetic and cosmetic dentists, and dentists wishing to advance their orthodontic and dental enhancement offering.

- Advocates a new approach to clinical orthodontics
- Promotes patient-centered care for patient-centered results
- Provides practical clinical guidelines for quick and clear reference
- Includes treatment planning and diagnostic tools, as well as case histories
- Highly illustrated with clinical photography

Paperback • 0813826233 • 9780813826233 • 2007 • 192 pages • illustrated

Blackwell Synergy

Blackwell Synergy  All dentistry journals are available online via Blackwell Synergy

A subscription to a dentistry journal enables you to ...

- Link directly from references, authors and keywords to MEDLINE, ISI and ADS databases, and to cited articles in other journals
- Choose articles in full text HTML, with embedded links, high quality figures and tables, or in PDF format, which is excellent for printing
- Save articles to disk for your own research and copying for course packs
- Read issues from all available online back volumes, increasing the value of your subscription

Blackwell Synergy –
increasing the quality of your research time
www.blackwell-synergy.com

JOURNAL

International Journal of Paediatric Dentistry

Editor-in-chief: G. Dahlöf, Sweden

Associate Editors: G. Koch, Sweden; H.D. Rodd, UK

www.dentistry.blackwellmunksgaard.com/ipd

Official journal for International Association of Paediatric Dentistry and British Society of Paediatric Dentistry



International Journal of Paediatric Dentistry publishes papers on all aspects of paediatric dentistry: preventive, restorative and orthodontic treatment for children, behavioural management, and aspects of community dentistry related to children.

- Online submission and refereeing – Authors should visit <http://mc.manuscriptcentral.com/ijpd> for more details
- Author services and publication tracking tools are available
- OnlineEarly: All accepted papers are published online prior to print
- The journal publishes original articles and review articles as well as case reports and clinical technique papers.

Indexed/Abstracted in: Index Medicus; Index to Dental Literature; MEDLINE

Volume: 16 • Bimonthly publication

ISSN Printed version 0960-7439 • Online version 1365-263X

Institutional Subscription US \$1008.00 • £600.00

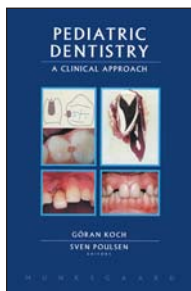
Online Only Subscription US \$870.00 • £518.00

Free Sample Issue Online: Visit www.blackwell-synergy.com/loi/ipd

BOOK

Pediatric Dentistry A Clinical Approach

Edited by Göran Koch & Sven Poulsen



Pediatric Dentistry is concerned with major dental diseases and a number of dental and oral conditions specific to childhood and adolescence. Subject areas covered within this comprehensive text include: dental and occlusal developmental disturbances, traumatic injuries to the teeth, periodontal conditions, oral pathological conditions, pain control, dental need and treatment of medically compromised children, and those with disabilities.

'This is a comprehensive textbook of paediatric dentistry ... an excellent clinical book on paediatric oral care.'

'The special knowledge on recent advances in paediatric dentistry makes this book necessary and valuable for postgraduates and specialists in paediatric dentistry.' International Journal of Paediatric Dentistry

'This book is aimed to be read by undergraduates, general dental practitioners and postgraduate students. I feel that all three will gain a great deal from studying this book.' European Journal of Paediatric Dentistry

'The editors have succeeded in bringing together a very wide range of material with chapters being contributed by acknowledged experts in their fields... It is a very welcome addition to the present range of textbooks on Paediatric dentistry and will be of great interest to undergraduates, postgraduates and interested practitioners.' Journal of Orthodontics

'[This book] is well illustrated, well written and covers the subject area well. It can be recommended to general practitioners who are interested in paediatric dentistry, specialist practitioners and postgraduate scholars studying for the specialty. It is also a source book for established consultants' British Dental Journal

Hardback • 8716122712 • 9788716122711 • 2001 • 482 pages • 200 illustrations

FORTHCOMING BOOK

Craniofacial Growth and Development

Jeremy Mao

Craniofacial Growth and Development represents a major new text on this cornerstone to dental and medical education. This book distills and explains the complex concepts that underpin this important subject, offering a comprehensive and high-level text that surveys both classic principles and the latest scientific advances. The intricacies of craniofacial growth and development are presented clearly and lucidly, rendering this vast and absorbing subject comprehensible and intelligible.

Craniofacial Research and Development is based on decades of biomedical and bioengineering research and is supported with a cited research bibliography. Following the introduction of the general principles of craniofacial growth, each anatomical structure of the craniofacial region is discussed, allowing in-depth study of each subject on its own. Separate chapters are devoted to the impact of stem cell research and tissue engineering on the study of craniofacial growth and the clinical relevance of the subject area.

A peerless editorial team brings together a group of luminaries from a variety of fields to produce this high caliber text on a subject of prime clinical and scientific importance, derived not just from traditional sources such as morphological, radiographic and microscopic observations but also from contemporary approaches such as molecular biology, genetics, quantitative biology and bioengineering. This book will appeal to graduate students in dental and medical specialties, postdoctoral research scientists, and clinicians.

- Features stem cell research and tissue engineering
- Presents complex scientific ideas clearly and lucidly
- Highly illustrated in full color

Hardback • 0813818648 • 9780813818641 • 2007 • 320 pages • 150 illustrations

Free Journal Online Trial and Sample Requests

Free Online Trial

Claim your 1 month free online trial to Blackwell Munksgaard dentistry journals.

Visit www.blackwellmunksgaard.com/freetrial and follow the instructions given. Please use **DenCat06** as your Access Token, allowing one month free online access.

Journal Sample Requests

Online

To view a free journal sample issue online, please visit www.dentistry.blackwellmunksgaard.com and select your journal, and then click on View a Sample Issue.

Print

To receive a sample print issue, please send an email to customerservices@oxon.blackwellpublishing.com, quoting 'Please send me a sample copy of [insert journal title], in the subject line. Please remember to provide your full mailing address when requesting a print sample issue.

Page	Title	Author	ISBN	ISBN 13	UK Price
15	A Colour Handbook of Oral Medicine	Lewis	1840760338	9781840760330	£29.95
18	ABC of Oral Health	Scully	0727915517	9780727915511	£14.95
15	ABC of Otolaryngology	Ludman	0727912054	9780727912053	£17.95
11	Adult Orthodontics	Melsen	1405136197	9781405136198	£89.00
21	Advanced Dental Nursing	Ireland	1405109238	9781405148368	£29.99
13	Applied Dental Materials	McCabe	0632042087	9780632042081	£32.50
22	Basic Guide to Dental Instruments	Scheller	1405133791	9781405133791	£19.99
22	Basic Guide to Dental Procedures	Hollins			£19.99
22	Basic Introduction to Dental Radiography	Horner	1405133783	9781405133784	£19.99
19	Behavioral Dentistry	Mostofsky	0813812135	9780813812137	£39.95
5	Bone Grafting Techniques for Maxillary Implants	Kahnberg	1405129948	9781405129947	£80.00
10	Clinical & Laboratory Manual of Implant Overdentures	Shafie	0813808812	9780813808819	£59.95
3	Clinical Periodontology and Implant Dentistry	Lindhe	1405102365	9781405102360	£110.00
21	Clinical Textbook of Dental Hygiene and Therapy	Ireland	1405135409	9781405135405	£49.99
4	Concise Encyclopedia of Periodontology	Vandersall	0813826020	9780813826028	£37.50
12	Craniofacial Growth and Development	Mao	0813818648	9780813818641	£75.00
14	Cysts of the Oral Regions	Shear	140514937X	9781405149372	£99.99
17	Dental Caries: The Disease and its Clinical Management	Fejerskov	1405107189	9781405107181	£80.00
15	Dental Management of the Cancer Patient	Helman	0813812321	9780813812328	£39.95
22	Dental Reception and Practice Management	Bridges	1405138882	9781405138888	£29.50
11	Enhancement Orthodontics	Ackerman	0813826233	9780813826233	£39.95
7	Essential Endodontology	Ørstavik	0632040890	9780632040896	£95.00
8	Essentials of Traumatic Injuries to the Teeth	Andreasen	8716122771	9788716122773	£67.50
19	Evidence-Based Dentistry: An Introduction	Hackshaw	1405124962	9781405124966	£24.99
16	Fungal Infection: Diagnosis and Management	Richardson	1405115785	97814051157850	£29.50
21	Handbook of Dental Nursing	Bonehill	1405128038	9781405128032	£19.99
18	Human Disease for Dentists	Gawkrodger	0632064536	9780632064533	£29.99
6	Immediate Loading of Dental Implants	Cooper	0813804868	9780813804866	£89.50
21	Implant Dental Nursing	Miller	1405144289	9781405144285	£35.00
5	Implant Restorations: A Step-by-Step Guide	Drago	081382883X	978081382883X	£55.00
9	Manual of Minor Oral Surgery for the General Dentist	Koerner	0813805597	9780813805597	£69.50
18	Manual of Temporomandibular Disorders	Wright	0813807522	9780813807522	£59.50
20	NVQs for Dental Nurses	Hollins	1405105283	9781405105286	£17.99
18	Oral Microbiology	Lamont	1555812627	9781555812621	£62.50
12	Pediatric Dentistry: A Clinical Approach	Koch	8716122712	9788716122711	£80.00
16	Pocket Guide to Fungal Infection	Richardson	1405122188	9781405122184	£19.95
4	Practical Periodontal Plastic Surgery	Dibart	0813822688	9780813822686	£39.99
17	Principles of Operative Dentistry	Qualtrough	1405118210	9781405118217	£24.99
9	Principles of Oral and Maxillofacial Surgery	Moore	0632054387	9780632054381	£31.50
10	Prosthetic Treatment of the Edentulous Patient	Basker	0632059982	9780632059980	£36.50
16	Protocols for Predictable Aesthetic Dental Restorations	Ahmad	1405118202	9781405118200	£49.50
20	Questions & Answers for Dental Nurses	Hollins	0632042834	9780632042838	£15.99
5	Reconstructive Aesthetic Implant Surgery	El Askary	0813821088	9780813821085	£82.50
15	Saliva Diagnostics	Wong	0813813336	9780813813332	£79.95
18	Temporomandibular Joint and Masticatory Muscle Disorders	Zarb	8716111230	9788716111234	£115.00
8	Textbook and Color Atlas of Traumatic Injuries to the Teeth	Andreasen	1405129549	9781405129541	£155.00
20	Textbook for Dental Nurses	Levison	1405119632	9781405119634	£21.99
6	Textbook of Endodontology	Bergenholtz	8716121856	9788716121851	£75.00
13	Textbook of Geriatric Dentistry	Holm-Pedersen			£75.00
8	Traumatic Dental Injuries: A Manual	Andreasen	1405111089	9781405111089	£27.99

Page	Title	Volume	Print ISSN	Online ISSN	Premium Institutional	Online Institutional	Personal Print & Online
7	Australian Endodontic Journal	16	1329-1947	1747-4477	US\$150.00 / £89.00	US\$129.00 / £76.00	-
5	Clinical Oral Implants Research	17	0905-7161	1600-0501	US\$773.00 / £460.00	US\$667.00 / £397.00	-
19	Community Dentistry and Oral Epidemiology	34	0301-5661	1600-0528	US\$571.00 / £340.00	US\$494.00 / £294.00	-
9	Dental Traumatology	22	1600-4469	1600-9657	US\$591.00 / £352.00	US\$511.00 / £304.00	-
17	European Journal of Dental Education	10	1396-5883	1600-0579	US\$544.00 / £324.00	US\$470.00 / £280.00	US\$262.00 / £156.00 / €198.00
17	European Journal of Oral Sciences	114	0909-8836	1600-0722	US\$548.00 / £326.00	US\$472.00 / £281.00	-
7	Endodontic Topics	13-14-15	1601-1538	1601-2546	US\$427.00 / £254.00	US\$368.00 / £219.00	US\$134.00 / £80.00 / €120.00
13	Gerodontology	23	0734-0664	1741-2358	US\$445.00 / £265.00	US\$385.00 / £229.00	US\$183.00 / £109.00 / €150.00
6	International Endodontic Journal	39	0143-2885	1365-2591	US\$1307.00 / £778.00	US\$1129.00 / £672.00	US\$400.00 / £238.00 / €326.00
20	International Journal of Dental Hygiene	4	1601-5029	1601-5037	US\$314.00 / £187.00	US\$272.00 / £162.00	US\$108.00 / £64.00 / €96.00
12	International Journal of Paediatric Dentistry	16	0960-7439	1365-263X	US\$1008.00 / £600.00	US\$870.00 / £518.00	-
3	Journal of Clinical Periodontology	33	0303-6979	1600-051X	US\$845.00 / £503.00	US\$729.00 / £434.00	-
14	Journal of Oral Pathology & Medicine	35	0904-2512	1600-0714	US\$833.00 / £496.00	US\$719.00 / £428.00	-
16	Journal of Oral Rehabilitation	33	0305-182X	1365-2842	US\$2386.00 / £1420.00	US\$2060.00 / £1226.00	US\$316.00 / £188.00 / €255.00
3	Journal of Periodontal Research	41	0022-3484	1600-0765	US\$738.00 / £439.00	US\$637.00 / £379.00	-
10	Journal of Prosthodontics	15	1059-941X	1532-849X	US\$332.00 / £253.00	US\$287.00 / £219.00	US\$161.00 / £112.00 / €168.00
14	Oral Diseases	12	1354-523X	1601-0825	US\$833.00 / £496.00	US\$719.00 / £428.00	US\$360.00 / £214.00 / €321.00
4	Oral Microbiology & Immunology	21	0902-0055	1399-302X	US\$664.00 / £395.00	US\$573.00 / £341.00	US\$284.00 / £169.00 / €254.00
11	Orthodontics & Craniofacial Research	9	1601-6335	1601-6343	US\$405.00 / £241.00	US\$349.00 / £208.00	US\$171.00 / £102.00 / €153.00
9	Pain Medicine	7	1526-2375	1526-4637	US\$540.00 / £398.00	US\$467.00 / £343.00	US\$238.00 / £183.00 / €275.00
4	Periodontology 2000	40-41-42	0906-6713	1600-0757	US\$543.00 / £323.00	US\$469.00 / £279.00	US\$307.00 / £183.00 / €275.00

Special Society Rates

Special subscription rates to Blackwell Munksgaard dentistry journals are available to members of selected Societies. Visit www.dentistry.blackwellmunksgaard.com, select your journal, and then click on **Subscribe/Renew** for more details.

Blackwell Synergy

Blackwell Synergy  All dentistry journals are available online via Blackwell Synergy

A subscription to a dentistry journal enables you to ...

- Link directly from references, authors and keywords to MEDLINE, ISI and ADS databases, and to cited articles in other journals
- Choose articles in full text HTML, with embedded links, high quality figures and tables, or in PDF format, which is excellent for printing
- Save articles to disk for your own research and copying for course packs
- Read issues from all available online back volumes, increasing the value of your subscription

**Blackwell Synergy –
increasing the quality of your research time**
www.blackwell-synergy.com

Free Journal Online Trial and Sample Requests

Free Online Trial

Claim your 1 month free online trial to Blackwell Munksgaard dentistry journals.

Visit www.blackwellmunksgaard.com/freetrial and follow the instructions given. Please use **DenCat06** as your Access Token, allowing one month free online access.

Journal Sample Requests

Online

To view a free journal sample issue online, please visit www.dentistry.blackwellmunksgaard.com and select your journal, and then click on View a Sample Issue.

Print

To receive a sample print issue, please send an email to customerservices@oxon.blackwellpublishing.com, quoting 'Please send me a sample copy of [insert journal title]' in the subject line. Please remember to provide your full mailing address when requesting a print sample issue.

Book Order Form

Please send me the following books:

Author/Title/ISBN	Quantity	Price
-------------------	----------	-------

Blackwell Publishing Professional for North American Orders

Total US \$ value of books ordered

Plus lowans add 7% sales tax; Pennsylvanians add 6% sales tax; Canadians add 7% GST

Plus shipping:
USA: Add \$6.00 for the first product and US\$1.50 for each additional book
Canada: Add \$15.00 for the first product and \$5.00 for each additional book

Blackwell Publishing Asia for Australasian Orders

Total AUS\$ value of books ordered (includes 10% GST)

New Zealand Customers only – Exclude 10% GST from AUS\$ prices given

Plus shipping and handling:
Outside Australia: Add AUS \$15.00 for each order

Blackwell Munksgaard (c/o Marston Book Services) for Rest of World Orders

Total Sterling value of books ordered

Plus shipping and handling:
Add £3.50 for the first book and £1.25 for each additional book.
Delivery by Securicor in the UK, airmail elsewhere.

Total

I enclose a check made payable to

Blackwell Publishing / Marston Book Services for US\$ / AU\$ / £ (total inc. s&h)

Please debit my Visa / Mastercard / AMEX for US\$ / AU\$ / £ (total inc. s&h)

Card No.

Expiry Date

Signature

Name

Organisation

Address

State / County

Zip / Postcode

Country

Email

Tel:

Please return this form to the appropriate address 36CAT773

Iowa for North Americans – Victoria for Australasians – Oxfordshire for Europe and Rest of World)

Blackwell Munksgaard, Blackwell Publishing Professional, 2121 State Ave. Ames, IA, 50014-8300, USA
Tel: +1 800 862 6657 • Fax: +1 515 292 3348 • Email: orders@blackwellprofessional.com

Blackwell Publishing Asia PO BOX 378, 550 Swanston Street, Carlton South, Victoria 3053, Australia
Tel: +61 (0) 383 591 011 • Fax: +61 (0) 383 591 120 • Email: books@blackwellpublishingasia.com

Blackwell Munksgaard, c/o Marston Book Services
PO Box 269, Abingdon, Oxfordshire, OX14 4YN, UK
Tel: +44 (0) 1235 465 500 • Fax: +44 (0) 1235 465 555 • Email: direct.order@marston.co.uk

Please note that although every effort has been made to ensure that prices are correct at time of going to press, these are subject to alteration throughout the year.

Journal Order Form

I would like *to subscribe / details of how to subscribe at the *personal / institutional rate for the following journal/s: (*please delete as appropriate)

View your sample issue online at the journal homepage or at Blackwell Synergy on www.blackwell-synergy.com

Journal/s	US \$ / £ / q
-----------	---------------

* please delete as appropriate	*Premium Institutional / Online Institutional / Personal

(Please note personal subscriptions are intended for individual, private use only)

Fill in Your Details

I enclose a check made payable to Blackwell Publishing Limited for US\$ / £ / o (total inc. s&h)

Please debit my Visa / Mastercard / AMEX for US\$ / £ / o (total inc. s&h)

Card No.

Expiry Date

Signature

Name

Organisation

Address

State / County

Zip / Postcode

Country

Email

Tel:

Please return this form to: 36CAT773

Journal Customer Services, Blackwell Munksgaard
PO BOX 1354, 9600 Garsington Road, Oxford OX4 2DQ, UK
Tel: +44 (0) 1865 778315 • Fax: +44 (0) 1865 471775
Email: customerservices@oxon.blackwellpublishing.com

Alternatively, E-mail us with your name and address and the journals you require at: customerservices@oxon.blackwellpublishing.com

To view sample issues online, visit Blackwell Synergy, the online journals service at www.blackwell-synergy.com



Evaluation Copy Request

Lecturers teaching appropriate courses can request evaluation copies of relevant texts featured in the catalogue (a maximum of three books can be requested at one time). The books will be sent along with an evaluation copy form which we would ask you to complete and return as soon as possible. The information that you give us will be of great help when planning new editions.

Select the Book(s) you require (maximum 3 titles)

Author	Title	ISBN

Fill In Your Details

Title	Initial
Surname	
Position	
Department	
Institution	
Academic Address	
Postcode	Country
Tel:	
Fax:	
Courses:	
No. of Students:	
Name of Library Representative:	

Please return this form to the appropriate address

36CAT773

Iowa for North Americans – Victoria for Australasians –
Oxfordshire for Europe and Rest of World)

Blackwell Munksgaard, Blackwell Publishing Professional

2121 State Ave, Ames, IA, 50014-8300, USA
Tel: +1 800 862 6657 • Fax: +1 515 292 3348
Email: orders@blackwellprofessional.com

Blackwell Publishing Asia

PO BOX 378, 550 Swanston Street, Carlton South, Victoria 3053, Australia
Tel: +61 (0) 383 591 011 • Fax: +61 (0) 383 591 120
Email: books@blackwellpublishingasia.com

Blackwell Munksgaard, c/o Marston Book Services

PO Box 269, Abingdon, Oxfordshire, OX14 4YN, UK
Tel: +44 (0) 1235 465 500 8 Fax: +44 (0) 1235 465 555
Email: direct.order@marston.co.uk

Journal Sample Request Form

View your sample issue online at the journal homepage or via our online journals service at Blackwell Synergy. Alternatively, to receive a print copy, please complete the form below:

Journal(s)

Fill In Your Details

Title	Initial
Surname	
Position	
Department	
Institution	
Academic Address	
Postcode	Country
Tel:	
Fax:	
Courses:	
No. of Students:	
Name of Library Representative:	

Where to Send Your Journal Sample Request

36CAT773

Please return this form to:

Journal Customer Services, Blackwell Munksgaard
PO BOX 1354, 9600 Garsington Road, Oxford OX4 2DQ, UK

Tel: +44 (0) 1865 778315 • Fax: +44 (0) 1865 471775
Email: customerservices@oxon.blackwellpublishing.com

Alternatively, E-mail us with your name and address and the journals you require at:
customerservices@oxon.blackwellpublishing.com or:

*To view sample issues online,
visit Blackwell Synergy,
the online journals service at
www.blackwell-synergy.com*

**Blackwell
Synergy** 

We may use the information you give us within Blackwell Publishing and its associated companies to notify you occasionally about important changes and new services, and about publications that may be of interest to you. If you would rather not receive this information, please tick here and return to Blackwell Publishing.

JOURNAL

Gerodontology

Editor-in-chief: J. P Newton, UK
Associate Editors: M. MacEntee, Canada; F. Müller, Switzerland; A. Walls, UK

www.dentistry.blackwellmunksgaard.com/ger

Published on behalf of the Gerodontology Association

The ultimate aim of *Gerodontology* is to improve the quality of life and oral health of older people. The boundaries of most conventional dental specialties must be repeatedly crossed to provide optimal dental care for older people. In addition, management of other health problems impacts on dental care and clinicians need knowledge in these numerous overlapping areas. Bringing together these diverse topics within one journal serves clinicians who are seeking to read and to publish papers across a broad spectrum of specialties. This journal provides the juxtaposition of papers from traditional specialties but which share this patient-centred interest, providing a synergy that serves progress in the subject of gerodontology.

- Author services and publication tracking tools are available
- Publishes review articles and original articles

Volume: 23 • Quarterly publication


ISSN Printed version 0734-0664 • Online version 1741-2358

Institutional Subscription: US \$445.00 • £265.00

Online Only Subscription: US \$385.00 • £229.00

Personal Subscription: US \$183.00 • €150.00 • £109.00

Free Sample Issue Online: Visit www.blackwell-synergy.com/loi/ger



BOOK

Applied Dental Materials Eighth Edition

J. F. McCabe & A. Walls


This established textbook covers all aspects of materials science relevant to the practice of dentistry and is aimed primarily at undergraduate dental students, although parts will be useful for practising dentists, dental technicians and dental assistants.

The eighth edition has been extensively revised to include many advances in dental materials, and includes new chapters on glass-ionomers and resin-modified glass-ionomers. The sections on dental adhesives and ceramics in particular have been expanded significantly. In addition, the scope has been widened to cover the clinical handling of materials.

- The established textbook on the subject
- An essential, core textbook for dental students

'Overall this is an excellent soft cover book. The authors aim it mainly at the undergraduate, but I agree that it is a useful reference source for the practising dentist.' **Australian Dental Journal**

Paperback • 0632042087 • 9780632042081 • 1998 • 256 pages



FORTHCOMING BOOK

Textbook of Geriatric Dentistry Third Edition

Editors: Poul Holm-Pedersen, Angus Walls & Jonathan Ship
Editor Emeritus: Harald Løe

Long considered the premier book on the subject, the third edition of *Textbook of Geriatric Dentistry* captures the major advancements in the field since the second edition published over a decade ago. The presentation of the book reveals the increasing prominence of gerodontology, alongside its heightened connections with related fields, particularly restorative dentistry.

The structure of the new edition has been modernised considerably. Many of the physiological and gerontological aspects have been condensed into the clinical chapters. Color images are used more liberally throughout the book. The third edition provides an essential focus on the clinical aspects of geriatric dentistry, with a continued emphasis on the fundamental considerations that influence care.

Hardback • 2007 • 400 pages • illustrated



Blackwell Synergy

Blackwell Synergy All dentistry journals are available online via Blackwell Synergy

A subscription to a dentistry journal enables you to...

- Link directly from references, authors and keywords to MEDLINE, ISI and ADS databases, and to cited articles in other journals
- Choose articles in full text HTML, with embedded links, high quality figures and tables, or in PDF format, which is excellent for printing
- Save articles to disk for your own research and copying for course packs
- Read issues from all available online back volumes, increasing the value of your subscription

Blackwell Synergy – increasing the quality of your research time
www.blackwell-synergy.com

Oral Pathology

JOURNAL

Journal of Oral Pathology & Medicine

Editor-in-chief: E. Dabelsteen, Denmark
Associate Editors: D. Greenspan, USA; I. Mackenzie, UK;
T. Takata, Japan; J. J. Sauk, USA

www.dentistry.blackwellmunksgaard.com/jopm

Official Publication of The International Association of Oral Pathologists, The American Academy of Oral and Maxillofacial Pathology, The British Society for Oral and Maxillofacial Pathology, the British Society for Oral Medicine, Scandinavian Fellowship of Oral Pathology and Oral Medicine

ISI Journal Citation Reports® Ranking:
2004: 17/48 (Dentistry, Oral Surgery & Medicine); 35/65 (Pathology)
Impact Factor: 1.476

The *Journal of Oral Pathology & Medicine* publishes manuscripts of high scientific quality representing original clinical, diagnostic or experimental work in oral pathology and oral medicine. Papers advancing the science or practice of these disciplines will be welcomed, especially those which bring new knowledge and observations from the application of techniques within the spheres of light and electron microscopy, tissue and organ culture, immunology, histochemistry and immunocytochemistry, microbiology, genetics and biochemistry.

- Author services and publication tracking tools are available
- OnlineEarly: All accepted papers are published online prior to print
- Publishes review articles, original articles, and reports of clinical cases
- Rapid publication of Short Communications
- Priority publication of review articles

Indexed/Abstracted in: Biological Abstracts/BIOSIS; Chemical Abstracts; Current Contents: Life Sciences; Elsevier BIOBAS/ Current Awareness in Biological Sciences/CABS; EMBASE/Excerpta Medica; Index Medicus/ MEDLINE; Reference Update; Research Alert; Science Citation Index; SciSearch

Volume: 35 • Published 10 times each year
ISSN Printed version 0904-2512, Online version 1600-0714
Institutional Subscription US \$833.00 • £496.00
Online Only Subscription US \$719.00 • £428.00

Free Sample Issue Online: Visit www.blackwell-synergy.com/loi/jopm



JOURNAL

Oral Diseases

Senior Editors: B. Baum, USA & C. Scully, UK
Associate Editors: J. Bagan, Spain; M. Jontell, Sweden;
H. Kagami, Japan; L. Kowalski, Brazil; A. Palmon, Israel; S. Shi, USA

www.blackwellpublishing.com/odi


ISI Journal Citation Reports® Ranking:
2004: 12/48 (Dentistry, Oral Surgery & Medicine)
Impact Factor: 1.585

Oral Diseases is a multidisciplinary journal with a focus on head and neck disorders. It seeks to provide a forum for addressing biological and clinical issues linked by this anatomical locale, bridging the often-isolated concerns of dentistry and medicine. *Oral Diseases* aims to foster integrative approaches to the understanding and management of oral and perioral conditions with particular reference to systemic implications. Manuscripts reporting laboratory investigations, well-designed and controlled clinical research, and analytical epidemiology on the following topics are welcomed: autoimmune, endocrine, genetic, infectious, metabolic and mucosal diseases; cancer and pre-cancerous conditions; chemosensory, developmental, geriatric and motor disorders, pain and wound healing.

- Online submission and refereeing – Authors should visit <http://mc.manuscriptcentral.com/odi> for more details
- Author services and publication tracking tools are available
- OnlineEarly: All accepted papers are published online prior to print
- Publishes review articles and original articles

Volume: 12 • Bimonthly publication
ISSN Printed version 1354-523X, Online version 1601-0825
Institutional Subscription US \$833.00 • £496.00
Online Only Subscription US \$719.00 • £428.00
Personal Subscription US \$360.00 • €321.00 • £214.00

Free Sample Issue Online: Visit www.blackwell-synergy.com/loi/odi



FORTHCOMING BOOK

Cysts of the Oral Regions *Fourth Edition*

Mervyn Shear & Paul Speight

Cysts of the Oral Regions is a seminal text for those working in oral pathology, oral medicine, oral & maxillofacial surgery and radiology. This fourth edition reflects advances in immunohistochemistry, molecular biology and human genetics, which have contributed to the understanding of the etiology, pathology and treatment of these lesions.

This book is a comprehensive treatise on cysts occurring in the oral region, covering clinical features, epidemiology, radiology, pathogenesis and pathology. The fourth edition expands the number of cases and includes enhanced data presentation in the form of tables, figures, clinical photographs, radiographs and photomicrographs.

From Published Reviews of the Previous Edition

'The book is most valuable for oral and general pathologists, radiologists, oral and general surgeons, general dentists as well as undergraduate and postgraduate students ... I recommend the book to all with an interest in this field.' International Dental Journal

'As part of their normal practice, dentists are not infrequently faced with diagnosing and managing patients with cysts of the jaws and oral regions. This book is a comprehensive account of such cysts and covers the clinical and radiographic features, as well as the aetiology, pathogenesis, histology and treatment ... Overall the detail of the book is such that it is most suited to postgraduate students, as well as being a valuable and detailed reference text for oral and general pathologists and surgeons.' Dental Update

Hardback • 140514937X • 978 1405149372 • 2007 • 384 pages • illustrated

Special Society Rates

Special subscription rates to Blackwell Munksgaard dentistry journals are available to members of selected Societies. Visit www.dentistry.blackwellmunksgaard.com, select your journal, and then click on **Subscribe/Renew** for more details.

FORTHCOMING BOOK

Dental Management of the Cancer Patient

Joseph Helman

Dental Management of the Cancer Patient equips the dentist and dental professional with the guidance and knowledge to become an active member of the healthcare team in the treatment of cancer. Covering not just the traditional and vital role of the dentist in identifying pre-cancerous and cancerous oral lesions, but expanding that role to include the dental treatment of patients undergoing therapy for pre-existing oral and non-oral cancers, particularly those that affect the patient's oral health, it offers practical protocols and clinical information.

Written by a team of experts from dental, oncology and surgery backgrounds, *Dental Management of the Cancer Patient* deals first with the detection and diagnosis of pre-cancerous and cancerous oral lesions, describing how to conduct head and neck exams as part of the standard dental check-up. It deals with the disease process, referrals and working with other members of the healthcare team. The second part of the book looks at the effects of various cancer therapies on the oral cavity and offers direction on how to adapt dental treatment to the patient's needs during this time. Particular focus is given to therapies that have a direct impact on the mouth, such as radiation to the head and neck and chemotherapy. When and when not to suggest elective and essential dental care is also discussed.

This unique guide will appeal to dentists, dental hygienists and dental specialists who seek to continue to expand their capabilities and role within the healthcare team.

Paperback • 0813812321 • 9780813812328 • 2007 • 236 pages • illustrated

FORTHCOMING BOOK

Saliva Diagnostics

Edited by David Wong

Saliva Diagnostics surveys one of the most exciting areas of research in oral biology. Regarded as the mirror of the body, saliva has immense potential to yield real clinical improvements in our ability to diagnose, and hence treat, oral and systemic conditions. The composition of saliva and other oral fluids reflects the tissue fluid levels of therapeutic, hormonal and immunological molecules, as well as the presence of markers for systemic and oral disease.

Saliva Diagnostics describes the nature of saliva, and the basis for its usefulness as a diagnostic fluid. The book then goes on to survey and review the field of research, moving on to detail the development of current technologies and the deciphering of the human salivary proteome. *Saliva Diagnostics* will be essential to researchers in this field, oral biologists and pathologists, as well as physicians and dentists and those involved with laboratory diagnostics in an academic and commercial setting.

Saliva Diagnostics brings together the leading experts in the field under the aegis of a luminary editor. This book represents an unparalleled guide to the academic, scientific, clinical and commercial applications of saliva as a diagnostic fluid.

- Explains and surveys one of the most exciting areas of oral biology research
- Demonstrates the clinical relevance and practical application of saliva diagnostics
- Inter-disciplinary relevance and appeal across industry and academia
- Written by luminary team headed by one of the world's recognized authorities in the field

Hardback • 0813813336 • 9780813813332 • 2007 • 272 pages • illustrated

BOOK

A Colour Handbook of Oral Medicine

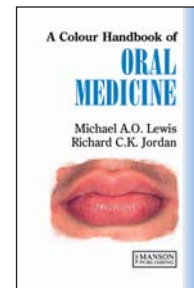
Michael Lewis & Richard Jordan

This handbook provides a comprehensive guide to diagnosis and treatment of oral problems, with superb color illustrations integrated throughout – combining the advantages of an atlas with a short text/reference. It offers a symptoms-based approach, with one condition per page or page spread. This colour handbook is intended for professionals in training and practice in medicine, pathology and dentistry; candidates for higher medical qualifications; GPs, and senior medical and dental students.

'This is a well written, well presented text that I am sure will be of interest, and clinical relevance, to general dental practitioners.' **British Dental Journal**

'Although principally aimed at clinicians, this book will also appeal to dental undergraduates who are sure to find its well-planned layout and wealth of colour images of real value in their studies.' **Dental Update**

Paperback • 1840760338 • 9781840760330 • 2004 • 192 pages • illustrated



BOOK

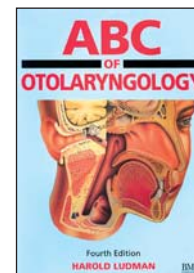
ABC of Otolaryngology Fourth Edition

Harold Ludman

A practical guide to problems of the ear, nose and throat. The book describes how to manage patients with such problems as deafness, dizziness, nosebleeds, and sore throats, and when to refer them to a specialist. This edition includes information on tinnitus, nasal and sinus surgery, and techniques for assisting hearing loss. It provides an introduction for students and is also a practical reference for nurses.

'Remarkably informative and readable' **Australian Journal of Otolaryngology**

Paperback • 0727912054 • 9780727912053 • 1997 • 72 pages

**Free Email Alerting**

Sign up for your Email Alerts today. This is a fully customizable email alerting service from Blackwell Munksgaard, part of the Blackwell Publishing Group, enabling you to keep up-to-date with the latest journal issues and book publications.

Visit www.blackwellpublishing.com/ealerts for details of how you can sign up.

Oral Pathology

BOOK

Fungal Infection Diagnosis and Management Second Edition


Malcolm Richardson & David W Warnock

This edition includes detailed information on the new antifungal agents and existing agents, with key references at the end of each chapter and new sections on epidemiology and prevention.

'Overall, the book is very useful and one to which many people will refer regularly. It succeeds in its stated aim of being "concise and up to date" and for those who have to deal with fungal infections in clinical practice, it is a valuable source of information.'

Mycoses Newsletter, International Society for Human and Animal Mycology

Paperback • 1405115785 • 97814051157850 • 2003 • 392 pages



NEW BOOK

Pocket Guide to Fungal Infection Second Edition

Malcolm Richardson & Elizabeth Johnson

The *Pocket Guide to Fungal Infection* presents, in a convenient and practical format, the major features of fungal infections in humans, providing visual information for each pathogen and the infections they cause.

The 2nd edition has been extensively revised. In each chapter the clinical manifestations and management sections have been revised and updated recently developed antifungal drugs. New sections include: Emerging yeast and filamentous fungal pathogens; Antifungal susceptibility testing; Antifungal assays; Molecular methods in medical mycology and Mycological aspects of the indoor environment.

Medical Mycology lends itself to illustration and as such there are over 40 additional images in this edition. Recent references have been added and the list of online resources has been updated.

This Guide presents a succinct account of the clinical manifestations, laboratory diagnosis and management of fungal infections world-wide. It is an ideal publication for those who encounter fungal infections as part of their everyday practice.

- The ideal pocket companion to *Fungal Infection*
- Includes significant recent developments in the diagnosis and management of fungal infections
- Management sections now include more comprehensive sections on opportunistic fungal infections and systemic mycoses
- Addresses the findings of recent clinical trials affecting the role of older and new drugs
- Presents major fungal infections in a synoptic manner to assist in diagnosis and management

Paperback • 1405122188 • 9781405122184 • 2006 • 136 pages • illustrated



Cariology & Restorative Dentistry

JOURNAL

Journal of Oral Rehabilitation

Editor-in-chief: P. Svensson, Denmark
Associate Editors: S. Bayne, USA; O. Fejerskov, Denmark;
S. Minagi, Japan; G. Pearson, UK; D. van Steenberghe,
Belgium

www.dentistry.blackwellmunksgaard.com/jor

ISI Journal Citation Reports® Ranking:
2004: 43/48 (Dentistry, Oral Surgery & Medicine)
Impact Factor: 0.692



The *Journal of Oral Rehabilitation* has become the international journal of choice for much outstanding work in the field of dental and oral health sciences. The journal publishes original comments and research in the area of dental science associated with the treatment of oral and facial functional disturbances caused by local and systemic diseases and developmental defects.

- Online submission and refereeing – Authors should visit <http://mc.manuscriptcentral.com/jor> for more details of how to submit online
- Author services and publication tracking tools are available
- OnlineEarly: All accepted papers are published online prior to print
- Publishes review articles, original articles, and reports of clinical cases
- Annual Summer School Project – Visit www.jor-net.com for further details
- Publishes proceedings from JOR Summer School

Indexed/Abstracted in: ASCA; Current Contents: Clinical Medicine; EMBASE/Excerpta Medica; Index of Dental Literature; Index Medicus; ISI/BIOMED; Research Alert; Science Citation Index; SciSearch

Volume: 33 • Monthly publication
ISSN Printed version 0305-182X, Online version 1365-2842
Institutional Subscription US \$2386.00 • £1420.00
Online Only Subscription US \$2060.00 • £1226.00
Personal Subscription US \$316.00 • €255.00 • £188.00

Free Sample Issue Online: Visit www.blackwell-synergy.com/loi/jor

NEW BOOK

Protocols for Predictable Aesthetic Dental Restorations

Irfan Ahmad

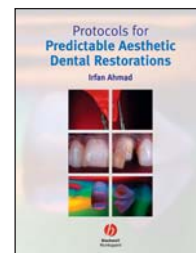
Esthetic dentistry has become increasingly important to dentists and their patients. This book is designed as a springboard to assist clinicians in developing the esthetic potential of restorative procedures. The book marries evidence-based principles with handy hints and tips the author has distilled from years of clinical experience. This combination of scientific principles with 'real world' practice will boost the confidence of budding aesthetic practitioners and clinical dental students.

This book focuses on the principles of esthetic work across the dentist's repertoire, rather than concentrating on one particular technique. For this reason, it will add value to the range of daily restorative work in the dental surgery.

- Contains stunning color photography, documenting step-by-step procedures
- Digests scientific principles alongside clinical technique
- Features handy tips based on years of completed case work
- Comments on potential lifespans of restorations
- Useful tables offer guidance on the characteristics and choice of materials
- Considers laboratory interactions alongside the clinical environment

Paperback • 1405118202 • 9781405118200 • 2006 • 232 pages • illustrated

View sample pages online at www.dentistry.blackwellmunksgaard.com/Ahmad



NEW BOOK


Principles of Operative Dentistry

Alison Qualtrough, Julian Satterthwaite, Leean Morrow & Paul Brunton

Dental students are faced with an array of operative procedures; understanding and the development of competence in their use is demanding. This text aims to detail and justify the basic principles involved in operative procedures with the intention of reinforcing understanding and improving clinical skills. Direct and indirect restorations and endodontic procedures are addressed. Not just directed to the student, this book is also designed as a source of reference for all practitioners who carry out restorative dentistry and are faced with the introduction of new materials and techniques. Referral to this text and evidence-based practice will assist the clinician in the appropriate selection of newer approaches to the delivery of modern day care.

- Relates underlying theoretical principles to practical procedures
- Presents information simply to promote accessibility
- Demonstrates a pragmatic approach – coverage includes longevity of restorations and their repair or replacement
- Includes clear, schematic illustrations

Paperback • 1405118210 • 9781405118217 • 2005 • 192 pages • illustrated



BOOK

Dental Caries The Disease and its Clinical Management

Edited by O. Fejerskov & E. A. M. Kidd

This book is a major work on a subject of vital concern to all dentists. The book's logical structure consists of four parts covering: The Disease; Diagnosis; Prevention, Non-Operative and Operative Treatment and Prognosis. It provides a clear understanding of the disease process, be it at an individual or population level. The Editors are joined by 28 expert authors who have contributed a wealth of chapters ranging from the role of fluorides to restoring the tooth. Careful balance between prophylaxis and surgical intervention guides the reader through the maze of treatment decisions, while the breadth of the book reflects diverse opinion on dental caries.

- Over 400 illustrations, including radiographs and color photographs
- Encompasses preventive measures and some illustrative operative therapies
- Features step-by-step case studies
- Digests key research findings
- Editors and contributors provide an international perspective

'An excellent reference text for students of cariology, whether they be predoctorals, graduate students, faculty, or practitioners. ... Again, I congratulate the editors and the authors who contributed to this book. It is one that all the students of cariology will refer to for the foreseeable future.'

Community Dentistry and Oral Epidemiology


'This text represents a major contribution to the literature on a subject that is of central concern to all dentists. ... Though Dental Caries is aimed at dental students and practitioners, it will be of value to the whole dental team'

Journal of Orthodontics

'This is a major new work, which should be of interest to all dentists... This is a clearly written and extremely well illustrated book with many colour plates in addition to monochrome illustrations and tables. The book will no doubt become essential reading for many.' BDA News

Hardback • 1405107189 • 9781405107181 • 2003 • 368 pages • illustrated

View the preface online at www.dentistry.blackwellmunksgaard.com/fejerskov



JOURNAL

European Journal of Oral Sciences

Editor-in-chief: A. Linde, Sweden
Associate Editors: V. Bælum, Denmark; A. De Laat, Belgium; J. F. McCabe, UK; W. Beertsen, The Netherlands; H. F. Jenkinson, UK; J. Tenovou, Finland

www.dentistry.blackwellmunksgaard.com/eos

Published for the Scandinavian Division of IADR and official journal for Central European Division of IADR

ISI Journal Citation Reports® Ranking:
2004: 19/48 (Dentistry, Oral Surgery & Medicine)
Impact Factor: 1.387

The *European Journal of Oral Sciences* publishes original research papers within clinical dentistry, on all basic science aspects of structure, chemistry, developmental biology, physiology and pathology of relevant tissues, as well as on microbiology, biomaterials and the behavioural sciences as they relate to dentistry.

- Online submission and refereeing – Authors should visit <http://mc.manuscriptcentral.com/eos> for more details
- Author services and publication tracking tools are available
- Rapid publication time
- Publishes review articles and original articles

Indexed/Abstracted in: Biological Abstracts/BIOSIS; Current Contents: Life Sciences; Current Contents: Clinical Medicine; Dental Abstracts; Index Medicus/MEDLINE; Research Alert; Science Citation Index; SciSearch

Volume: 114 • Bimonthly publication
ISSN Printed version 0909-8836, Online version 1600-0722
Institutional Subscription US \$548.00 • £326.00
Online Only Subscription US \$472.00 • £281.00

Free Sample Issue Online: Visit www.blackwell-synergy.com/loi/eos



JOURNAL

European Journal of Dental Education

Editor-in-Chief: M. Manogue, UK
Associate Editors: R. Attström, Sweden; B.J. Baum, USA; M. Rohlin, Sweden.

Official journal for ADEE, Association of Dental Education in Europe

www.dentistry.blackwellmunksgaard.com/eje

The *European Journal of Dental Education* publishes original, topical and review articles of the highest quality in the field of dental education. The Journal disseminates widely the latest information on curriculum development, teaching methodologies, assessment techniques and quality assurance in the fields of dental undergraduate and postgraduate education and dental auxiliary personnel training. The scope includes the dental educational aspects of the basic medical sciences, the behavioural sciences, the interface with medical education, information technology and distance learning and educational audit.

- Online submission and refereeing – Authors should visit <http://mc.manuscriptcentral.com/eje> for more details
- Author services and publication tracking tools are available
- Publishes review articles and original articles

Volume: 10 • Quarterly publication
ISSN Printed version 1396-5883, Online version 1600-0579
Institutional Subscription US \$544.00 • £324.00
Online Only Subscription US \$470.00 • £280.00
Personal Subscription US \$262.00 • €198.00 • £156.00

Free Sample Issue Online: Visit www.blackwell-synergy.com/loi/eje



BOOK

Human Disease for Dentists

Edited by David J. Gawkrödger

Dental students must learn how to identify and assess patients with medical conditions who may be at risk in the dentist's chair, and refer them appropriately or seek medical advice before treatment commences. This textbook provides an overview of medical and surgical subjects. The first section shows how to take a history and make a clinical examination. The second section covers pharmacology and anaesthetics followed by a third section on the major organ systems. The fourth section presents case-based clinical scenarios followed by a fifth section devoted to revision.


- Includes how to manage cardiac patients, the special considerations of pregnant women, epilepsy, diabetes and psychiatric conditions
- Shows how dental treatment can be provided safely to patients with chronic health problems
- Shows how to cope with acute medical emergencies

'It is written predominantly by doctors but exclusively for dentists who will undoubtedly benefit from the knowledge that their relative specialties afford.'

BDA News

'... this text is admirably readable, covers a wide scope of material relevant to the management of medically compromised patients in a dental setting, and is likely to be a popular undergraduate text.' British Dental Journal

Paperback • 0632064536 • 9780632064533 • 2004 • 296 pages • illustrated



BOOK

ABC of Oral Health

Edited by Crispian Scully

The *ABC of Oral Health* covers all the most common oral health problems or dental emergencies. It gives clear concise guidance on management and prevention with the aid of high quality clinical photographs. Advice is given on which conditions are minor, and which could signify more serious underlying disease. This will be an invaluable reference for GPs, practice nurses, and all those involved in oral health care.

Paperback • 0727915517 • 9780727915511 • 2000 • 41 pages • illustrated



NEW BOOK

Oral Microbiology

Editors: Richard Lamont; Donald LeBlanc; Marilyn S. Lantz & Robert A. Burne

Constructed within the context of modern concepts of bacteriology and pathogenicity, this text integrates basic and applied aspects of oral microbiology to provide a comprehensive treatment of the subject.

Published by the American Society of Microbiology (ASM)

Paperback • 1555812627 • 9781555812621 • 2006

NEW BOOK

Manual of Temporomandibular Disorders

Edward Wright


This manual is designed to enhance the dentist's ability to efficiently evaluate and treat patients with temporomandibular disorder (TMD). *Manual of Temporomandibular Disorders* aims to integrate the scientific literature, clinical trials and clinical experiences into an effective strategy for the dentist. For ease of synthesis, only clinically relevant aspects for the vast majority of temporomandibular disorders are covered. Reader friendly and easy to use, the book is structured with five major parts: Initial Evaluation, Common Acute TMD Conditions and Treatments, Occlusal Appliance Therapy, Multi-disciplinary Treatment, and Case Scenarios.

The author's considerable expertise in managing TMD patients has been condensed to provide a methodological approach to assessment and treatment of this challenging and diverse disorder. To support the organization of the clinical regimen, useful appendices are collected at the back of the book, and are also available on-line. These include an initial patient questionnaire along with sample records and consultations. As a practical resource, this is invaluable for students and practitioners working towards the resolution of TMD.

'This is a valuable addition to the library of texts on the subject of aetiology, diagnosis and management of temporomandibular disorders... The book is well illustrated in colour and will be of interest to those who want to keep up to date with current thoughts on TMD, practitioners who have a special interest in the subject and to all dentists who wish to expand their knowledge.'

British Dental Journal

Paperback • 0813807522 • 9780813807522 • 2005 • 354 pages • illustrated

View the appendices online at www.dentistry.blackwellmunksgaard.com/wright

BOOK

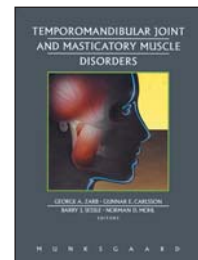
Temporomandibular Joint and Masticatory Muscle Disorders
Second Edition

Edited by George A. Zarb, Gunnar E. Carlsson, Barry J. Sessle & Norman D. Mohl

Like other joints in the body, the temporomandibular joints are vulnerable to both extrinsic and intrinsic influences as well as time-dependent changes. This may express itself as intermittent or continuous pain in various parts of the head and neck. It may also be accompanied by alterations in mandibular movement and various joint sounds. Given the dental profession's logical concern with the status and relationship of patients' dentitions, it has been tempting for dentists to treat what they see and see what they treat.

This text de-emphasizes unproven hypotheses, reconciles scientific evidence with common sense, and intellectual honesty with clinical prudence. This book is provocative and irreverent and provides valuable insights and direction for clinical and research colleagues in this fascinating area.

Hardback • 8716111230 • 9788716111234 • 1994




NEW BOOK

Evidence-Based Dentistry An Introduction

Allan Hackshaw, Elizabeth Paul & Elizabeth Davenport

This introduction to *Evidence-Based Dentistry* provides a much-needed orientation in the subject for students and professionals alike. It is a ground-level book for those seeking to understand evidence-based dentistry and its significance for clinical practice. The book is anchored in the dental literature: the majority of the chapters offer guidance on interpreting a full published paper, where both the subject of the paper and the study design is of relevance to the field of dentistry.



Each chapter is organised in a similar way, providing a structured approach to reading and understanding research articles or commercial product information. In this respect, *Evidence-Based Dentistry* is designed as an introduction to understanding published research and its implications for the dental surgery, rather than as a guide on undertaking research.

- Incorporates topical published papers in order to provide worked examples
- Explains the most common forms of research used in dentistry
- Unlocks basic statistical and epidemiological concepts, along with key terms
- Enables the reader to identify the research question, assess aspects of study design, evaluate the strengths and weaknesses of papers and understand their clinical relevance
- Tables, boxes and figures are used extensively to present core information. Useful templates are provided, which readers may use/adapt for analysis, including study clubs


Paperback • 1405124962 • 9781405124966 • 2006 • 208 pages • illustrated

NEW BOOK

Behavioral Dentistry

David Mostofsky, Albert Forgione & Donald Giddon

Behavioral Dentistry surveys the vast and absorbing topic of the role of behavioral science in the study and clinical practice of dentistry. An understanding of social sciences is a central part of dental education, and essential for developing an appreciation of human behavior as it affects efficient dental treatment. This book gathers contributions from leading experts in each of the major subspecialties of behavioral dentistry. Its aim is not merely to provide the student and clinician with a comprehensive review of the literature or discussion of the theoretical background, but also with a practical guide to adapting techniques and protocols and applying them to day-to-day clinical practice.



Behavioral Dentistry deals first with biobehavioral processes, including the psychobiology of inflammation and pain, oral health and quality of life, saliva health and hypnosis in dentistry. The book goes on to examine anxiety, fear and pain, and then techniques for designing and managing behavior change. It concludes with a section on professional practice, including serving special needs populations, interpersonal communication in dental education, and community health promotion.

Paperback • 0813812135 • 9780813812137 • 2006 • 320 pages • illustrated

JOURNAL

Community Dentistry and Oral Epidemiology

Editor-in-chief: B. Burt, USA

Associate Editors: Y. Buischi, Brazil; Y. Songpaisan, Thailand; A.J. Spencer, Australia

www.dentistry.blackwellmunksgaard.com/com



ISI Journal Citation Reports® Ranking:
2004: 26/48 (Dentistry, Oral Surgery & Medicine);
57/93 (Public, Environmental & Occupational Health)
Impact Factor: 1.138

Community Dentistry and Oral Epidemiology serves as a forum for scientifically based information in community dentistry, with the intention of continually expanding the knowledge base in the field. The scope is therefore broad, ranging from original studies in epidemiology, behavioral sciences, and health services research through to methodological reports in program planning, implementation and evaluation. Reports dealing with people of all age groups are published, including those relating to research in geriatric dentistry and care provision for the elderly.

- Online submission and refereeing will be introduced during 2006. Authors should visit <http://mc.manuscriptcentral.com/cdoe> for more details of how to submit online
- Author services and publication tracking tools are available
- Publishes review articles and original articles

Indexed/Abstracted in: Biological Abstracts/BIOSIS; Current Contents: Clinical Medicine; Elsevier BIOBAS/ Current Awareness in Biological Sciences/CABS; Index Medicus/MEDLINE; Research Alert; Science Citation Index; SciSearch

Volume: 34 • Bimonthly publication
ISSN Printed version 0301-5661, Online version 1600-0528
Institutional Subscription US \$571.00 • £340.00
Online Only Subscription US \$494.00 • £294.00

Free Sample Issue Online: Visit www.blackwell-synergy.com/loi/com

Free Access in the Developing World

Blackwell Publishing dentistry journals, under the imprint of Blackwell Munksgaard, provide free online access within institutions in the developing world through the HINARI initiative with the World Health Organization (WHO).

Visit www.who.int/hinari/en/ for more details of this initiative.

Free Email Alerting

Sign up for your Email Alerts today. This is a fully customizable email alerting service from Blackwell Munksgaard, part of the Blackwell Publishing Group, enabling you to keep up-to-date with the latest journal issues and book publications.

Visit www.blackwellpublishing.com/ealerts for details of how you can sign up.

Dental Care Professionals


JOURNAL

International Journal of Dental Hygiene

Editor-in-chief: M. Hovius, The Netherlands
Associate Editors: M. Darby, USA; C. Nielsen, USA;
K. Öhrn, Sweden

Official journal for International Federation for Dental Hygienists

www.dentistry.blackwellmunksgaard.com/idh



The *International Journal of Dental Hygiene* brings the latest scientific news, high quality commissioned reviews as well as clinical, professional and educational developmental and legislative news to the profession world-wide. Thus, it acts as a forum for exchange of relevant information and enhancement of the profession with the purpose of promoting oral health for patients and communities.

- Online submission and refereeing will be introduced in 2006
- Author services and publication tracking tools are available
- Rapid publication time

Indexed/Abstracted in: Index Medicus/MEDLINE

Volume: 4 • Quarterly publication

ISSN Printed version 1601-5029, Online version 1601-5037

Institutional Subscription US \$314.00 • £187.00

Online Only Subscription US \$272.00 • £162.00


Personal Subscription US \$108.00 • €96.00 • £64.00

Free Sample Issue Online: Visit www.blackwell-synergy.com/loi/idh

BOOK

Textbook for Dental Nurses Ninth Edition

H Levison



The years that have elapsed since publication of the eighth edition of this book have witnessed some of the most major transitions in the history of dental nursing. Many of these developments are heralded by the modernisation and expansion of the dental care professions, while others are due to changes in techniques and materials. The ninth edition of the book has been substantially overhauled to reflect these advances, but retains the core information on dental nursing which has made this book a deserved classic!

This latest edition anticipates mandatory registration and the growth of post-certification courses, while continuing in its tradition of providing a generous companion text for those entering the profession and preparing for initial certification.

- Thorough revision of the previous edition, reflecting some of the most major developments to have taken place in dental nursing
- Highly illustrated, with many diagrams new to this edition
- Provides updated examination questions
- New format
- Increased use of bullet points to aid learning

'Compulsory registration and continuing training of professionals complementary to dentistry means that books such as this one, which covers all aspects of dental nursing, provides essential - and up to date - reading for both those already involved in the profession and those embarking on training for initial certification. Weighing in at over 400 pages, this well-indexed textbook is simply a must for all practising and prospective dental nurses.' **BDA News**

Paperback • 1405119632 • 9781405119634 • 2004 • 496 pages • illustrated

BOOK

NVQs for Dental Nurses

Carole Hollins

NVQs for Dental Nurses provides trainee dental nurses with a central course companion for the National Vocational Qualification (NVQ) Level 3 in Oral Healthcare. It offers comprehensive support on mandatory units of the course in addition to supplying material on the optional units most common to clinical dentistry. Modern to the core, the book will develop the NVQ dental nurse's understanding of current dental practice, as well as providing refreshing reading for those educated on the 'National' course.

- Reflects the modernisation of the dental nurse curriculum
- Highly illustrated
- Includes a detailed glossary of terms
- Features activities to reflect the interactive learning style of NVQ courses
- Contains relevant background material on biology, physiology and anatomy

The book positions dental nursing within a progressive education framework and embraces a holistic ethos of patient care. It provides essential reading for students of dental nursing and is a timely addition to the literature for practising, returning or refocusing dental nurses.

'This book has been written to cover the NVQ syllabus and manages to do this superbly well... It is clear and to the point, using diagrams to explain everything from tooth structure through to instrumentation.' **Vital**

'This book is designed to be a study guide rather than a reference book and as such will be an essential addition to any practice or clinic to be used by both dental nurses undergoing training and also as a revision textbook for qualified dental nurses. The book will also provide a very valuable teaching aid for employers and dental nurse tutors.' **European Journal of Dental Education**

Paperback • 1405105283 • 9781405105286 • 2003 • 248 pages • Illustrated

View a sample chapter online at www.dentistry.blackwellmunksgaard.com/hollinsnvq

BESTSELLER

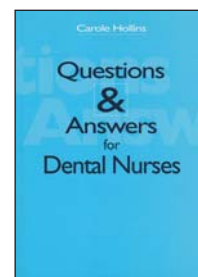
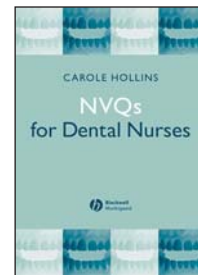
Questions & Answers for Dental Nurses

Carole Hollins

This revision aid for trainee dental nurses wishing to sit the biannual National Examination in Dental Nursing reflects the National Examining Board syllabus. It includes questions on legislation covering Health and Safety in the surgery, cross-infection, and the non-surgical role of the dental nurse, as well as all the purely dental subjects. Detailed and explanatory answers to all questions are provided, and examples showing how to answer all the written sections of the examination are set out, including the use of diagrammatic answers where appropriate. Students following other courses, such as NVQ, will also find it a useful study tool.

- Covers the whole National Examining Board Syllabus
- Provides details and explanatory answers to all questions
- Sets out examples of all written sections of the exam
- Includes the use of diagrammatic answers

Paperback • 0632042834 • 9780632042838 • 1997 • 160 pages




BOOK

Advanced Dental Nursing

Edited by R Ireland

Advanced Dental Nursing is designed for practising dental nurses who wish to progress their knowledge and expand their professional range. The book acts as a course companion to the post-certification courses in oral health education, special care, sedation and orthodontics. It also provides useful information on career development pathways, as well as aspects of clinical governance and research in primary care. The book anticipates developments within the organisation of dental services and reflects opportunities in the modern workforce. The structure is user-friendly, so that the book can be read from cover to cover, or dipped into when required.



- Includes recommended tasks
- Features contributions from expert dentists and dental nurses
- Contains drawings and photographs
- Provides practical advice

'This textbook will form a useful reference source for every nurse to be available in any clinic or practice.' **The British Dental Nurses Journal**

*'I would encourage all nurses to read *Advanced Dental Nursing*, not just those looking to further their careers, and would also encourage any dentist who cares about the quality and training of their nurses, to purchase this excellent textbook.'* **British Dental Journal**

'There is a lot of information in this comprehensive 350-page paperback, which should prove indispensable to most post-qualification dental nurses seeking to continue their professional development.' **BDA News**

Paperback • 1405109238 • 9781405148368 • 2004 • 336 pages • illustrated

FORTHCOMING BOOK

Implant Dental Nursing

Edited by Mary Miller

Implant dentistry continues to grow in popularity with both patients and dentists, increasing the demand for dental nurses who can understand and assist with the placement, restoration and maintenance of dental implants. *Implant Dental Nursing* provides comprehensive and concise guide to all aspects of implant dentistry, concentrating specifically on the dental nurse's role. This book offers complete coverage of implant dentistry, from basic science and anatomy to patient management and aftercare. Written by an expert team of implant nurses and dentists, *Implant Dental Nursing* is focused, thorough and easily accessible, unlocking the progressive world of implantology for the dental nurse.

The first half of the book lays down all the basics of implant dentistry: the components, the different systems in use, surgical procedures, the restorative side, basic science and treatment planning protocols. The second half of the book overlays this basis of vital general information by focusing specifically on the dental nurse's role: how the role can vary, infection control best practice, basic anatomy relating to implants, the nurse's involvement in treatment planning, surgical preparation, patient support, close chair-side assistance, care of implant systems, and post-operative and continuing aftercare. The dental nurse's contribution during advanced implant-related procedures, such as sinus lifts and bone grafting, is also introduced.

An indispensable companion for both practising dental nurses and those attending implant courses, *Implant Dental Nursing* will also support the rest of the dental office team and prove a worthy addition to any dental surgery's library.

- Specifically focuses on dental nurse's role in implant dentistry
- Covers basic science, clinical procedure, after-care and patient communication
- Color illustrations convey key concepts concisely and clearly
- Reflects all widely-used implant systems


Paperback • 1405144289 • 97814051442895 • 2007 • 176 pages • 150 illustrations

FORTHCOMING BOOK

Clinical Textbook of Dental Hygiene and Therapy

Editor: R Ireland

This groundbreaking textbook intertwines the subjects of dental hygiene and dental therapy to provide a comprehensive resource for students of these courses, as well as those studying new degree programmes in Oral Health Science. It has been designed as a dedicated companion text for these disciplines and should enable students to streamline their primary reading.



- Uniquely provides combined coverage of the subjects of dental hygiene and dental therapy
- Particularly emphasises the clinical domain and reflects role expansion
- Highly illustrated in full color throughout
- Includes expert contributions from dental hygienists, therapists, and dentists, featuring some international authors

Paperback • 1405135409 • 9781405135405 • 2007 • 384 pages • illustrated

FORTHCOMING BOOK

Handbook of Dental Nursing

Jane Bonehill, Clare Roberts & Diana Wincott

This book is written by 3 experienced dental nurses who understand how difficult it is to retain all the knowledge learnt through training, while keeping up-to-date with developments in dentistry. This book provides a practical, quick reference handbook, which is easy to understand and helps dental nurses to maintain high standards in clinical practice.

This textbook focuses on checklists, helpful hints and practical information rather than the theory underpinning dental nursing. Photographs and diagrams help to show good practice in all aspects of dental nursing. The book is aimed principally at dental nurses in practice, especially those who are newly qualified, returning to work, or those who will be 'grandparented' in terms of registration. Student dental nurses will find this a valuable guide to the clinical environment. In all, an excellent ready reference for every dental surgery.

- Succinctly presented - use of bullet points allows rapid digest of information
- Focuses on clinical procedures, with snapshots of relevant supporting issues
- Suitable for dental nurses in general practice of hospital settings

Paperback • 1405128038 • 9781405128032 • 2007 • 288 pages • 75 illustrations

Book Sample Pages Online

Many of our books have sample pages free online – just visit www.blackwellpublishing.com/Dentistry/book_samples to view these sample pages.

Dental Care Professionals

FORTHCOMING BOOK

Basic Introduction to Dental Radiography

Keith Horner & Vivian Rushton

This book is designed as textbook on dental radiography for dental care professionals. It provides clear guidance on carrying out the main radiographic procedures. Each chapter provides the opportunity for self-assessment review as well as indications of further reading.

- An accessible introduction to the subject of dental radiography, which assumes no prior knowledge of the subject
- Useful as a revision aid: short, punchy chapters, key words highlighted, manageable further reading on topic-by-topic basis.
- Covers the syllabus laid down in the IR(ME)R Regulations (2000).
- Includes coverage on and recognises the increasing significance of digital dental radiography
- Explains terminology clearly and carefully

Paperback • 1405133783 • 9781405133784 • 2007 • 160 pages • 125 illustrations

NEW BOOK

Basic Guide to Dental Instruments


Carmen Scheller

Basic Guide to Dental Instruments provides a working inventory of dental instruments in common use in surgeries. Each major class of instrument is illustrated by photograph. The photographic sections are accompanied by practical descriptions of instruments, focussing on their name, usage, any relevant features and varieties. Instruments used in general practice, selected specialist fields and routine dental hospital procedures are covered.

Basic Guide to Dental Instruments also highlights instruments which might serve multiple purposes and/or could be easily confused, recognising that different surgeries may put certain instruments to a different use. This approach, coupled with the range of instruments covered, makes the book an ideal portable resource across general practice, hospital and selected specialist settings. The importance of instrument care and sterilization regimes is also stressed.

- Accessible, photographic guide, illustrated in full color
- Handy format for ease of reference and portability
- Unique collection and approach to developing a transferable understanding of dental instrumentation
- Reflects the diverse applications of instruments and common surgical tray set-ups
- Appeals to the whole dental team, both for students and dental surgery employees
- Particularly useful in preparing student dental nurses for the 'spotter' examination

Paperback • 1405133791 • 9781405133791 • 2006 • 240 pages • illustrated



FORTHCOMING BOOK

Basic Guide to Dental Procedures

Carole Hollins

Basic Guide to Dental Procedures is designed to provide an introduction to the core preventative, and restorative treatments central to dental practice. The book also explains the emerging array of aesthetic treatments which are becoming available. Little or no prior dental knowledge is assumed as the book explains:

- the reason for the procedure - to maintain oral health, return dental function or restore aesthetic appearance
- how the procedure is carried out, accompanied by color photographs (featuring 'before' and 'after' views where appropriate)
- long term maintenance of the end result, including photographs of poor and optimum maintenance

Basic Guide to Dental Procedures also clarifies how different interventions may be used to arrive at similar results, according to oral health, functional, aesthetic and economic requirements. It unlocks the subtle nuances and connections between dental procedures.

An invaluable orientation for students across the dental team and for those new, or returning to practice. Some clinicians may also find the book helpful in clarifying treatment options to patients.

Paperback • 2007 • Illustrated

NEW BOOK

Dental Reception and Practice Management

Glenys Bridges

This book is a comprehensive resource dedicated to dental receptionists and practice managers. It is written by a leading trainer in the field who provides valuable coverage of both spheres of work. The book is designed to be both a reference to new dental administrators, from training to their first day in the dental team, as well as being a valuable reference source to expand and underpin the existing knowledge of experienced receptionists and practice managers. In particular, the book highlights best practice and signposts emerging aspects of the roles available to dental receptionists and practice managers.

- Provides valuable information on dental reception and practice management in one book
- Offers perspectives from the service environment, coupled with considerations unique to the dental field.
- Written by an authority on training in these disciplines
- Includes a helpful glossary of terms

Paperback • 1405138882 • 9781405138888 • 2006 • 272 pages • illustrated

Free Email Alerting

Sign up for your Email Alerts today. This is a fully customizable email alerting service from Blackwell Munksgaard, part of the Blackwell Publishing Group, enabling you to keep up-to-date with the latest journal issues and book publications.

Visit www.blackwellpublishing.com/ealerts for details of how you can sign up.

- 18 ABC of Oral Health
 15 ABC of Otolaryngology
 11 **Ackerman, M** Enhancement Orthodontics
 11 Adult Orthodontics
 21 Advanced Dental Nursing
 16 **Ahmad, I** Protocols for Predictable Aesthetic Dental Restorations
 8 **Andreasen, JO** Essentials of Traumatic Injuries to Teeth
 8 **Andreasen, JO** Textbook and Color Atlas of Traumatic Injuries to the Teeth
 8 **Andreasen, JO** Traumatic Dental Injuries
 13 Applied Dental Materials
 7 Australian Endodontic Journal
 22 Basic Guide to Dental Instruments
 22 Basic Guide to Dental Procedures
 22 Basic Introduction to Dental Radiography
 10 **Basker, RM** Prosthetic Treatment of the Edentulous Patient
 6 **Bergenholtz, G** Textbook of Endodontology
 19 Behavioral Dentistry
 5 Bone Grafting Techniques for Maxillary Implants
 21 **Bonehill, J** Handbook of Dental Nursing
 22 **Bridges, G** Dental Reception and Practice Management
 10 Clinical & Laboratory Manual of Implant Overdentures
 5 Clinical Oral Implants Research
 3 Clinical Periodontology and Implant Dentistry
 21 Clinical Textbook of Dental Hygiene and Therapy
 15 Colour Handbook of Oral Medicine, A
 19 Community Dentistry and Oral Epidemiology
 4 Concise Encyclopedia of Periodontology
 6 **Cooper, L** Immediate Loading of Dental Implants
 12 Craniofacial Growth and Development
 14 Cysts of the Oral Regions
 17 Dental Caries: The Disease and its Clinical Management
 15 Dental Management of the Cancer Patient
 22 Dental Reception and Practice Management
 9 Dental Traumatology
 4 **Dibart, S** Practical Periodontal Plastic Surgery
 5 **Drago, C** Implant Restorations
 5 **El Askary, AES** Reconstructive Aesthetic Implant Surgery
 7 Endodontic Topics
 11 Enhancement Orthodontics
 7 Essential Endodontology
 8 Essentials of Traumatic Injuries to the Teeth
 17 European Journal of Dental Education
 17 European Journal of Oral Sciences
 19 Evidence-Based Dentistry: An Introduction
 17 **Fejerskov, O** Dental Caries: The Disease and its Clinical Management
 16 Fungal Infection: Diagnosis and Management
 18 **Gawkrodder, DJ** Human Disease for Dentists
 13 Gerodontology
 19 **Hackshaw, A** Evidence-Based Dentistry: An Introduction
 21 Handbook of Dental Nursing
 15 **Helman, J** Dental Management of the Cancer Patient
 22 **Hollins, C** Basic Guide to Dental Procedures
 20 **Hollins, C** Questions & Answers for Dental Nurses
 20 **Hollins, C** NVQs for Dental Nurses
 13 **Holm-Pedersen, P** Textbook of Geriatric Dentistry
 22 **Horner, K** Basic Introduction to Dental Radiography
 18 Human Disease for Dentists
 6 Immediate Loading of Dental Implants
 21 Implant Dental Nursing
 5 Implant Restorations
 6 International Endodontic Journal
 20 International Journal of Dental Hygiene
 12 International Journal of Paediatric Dentistry
 21 **Ireland, R** Advanced Dental Nursing
 21 **Ireland, R** Clinical Textbook of Dental Hygiene and Therapy
 3 Journal of Clinical Periodontology
 14 Journal of Oral Pathology & Medicine
 16 Journal of Oral Rehabilitation
 3 Journal of Periodontal Research
 10 Journal of Prosthodontics
 5 **Kahnberg, K** Bone Grafting Techniques for Maxillary Implants
 12 **Koch, G** Pediatric Dentistry: A Clinical Approach
 9 **Koerner, K** Manual of Minor Oral Surgery for the General Dentist
 18 **Lamont, R** Oral Microbiology
 20 **Levison, H** Textbook for Dental Nurses
 15 **Lewis, MA** Colour Handbook of Oral Medicine, A
 3 **Lindhe, J** Clinical Periodontology and Implant Dentistry
 15 **Ludman, H** ABC of Otolaryngology
 9 Manual of Minor Oral Surgery for the General Dentist
 18 Manual of Temporomandibular Disorders
 12 **Mao, J** Craniofacial Growth and Development
 13 **McCabe, JF** Applied Dental Materials
 11 **Melsen, B** Adult Orthodontics
 21 **Miller, M** Implant Dental Nursing
 9 **Moore, UJ** Principles of Oral and Maxillofacial Surgery
 19 **Mostofsky, D** Behavioral Dentistry
 20 NVQs for Dental Nurses
 14 Oral Diseases
 18 Oral Microbiology
 4 Oral Microbiology and Immunology
 7 **Ørstavik, D** Essential Endodontology
 11 Orthodontics & Craniofacial Research
 9 Pain Medicine
 12 Pediatric Dentistry: A Clinical Approach
 4 Periodontology 2000
 16 Pocket Guide to Fungal Infection
 4 Practical Periodontal Plastic Surgery
 17 Principles of Operative Dentistry
 9 Principles of Oral and Maxillofacial Surgery
 10 Prosthetic Treatment of the Edentulous Patient
 16 Protocols for Predictable Aesthetic Dental Restorations
 17 **Qualtrough, A** Principles of Operative Dentistry
 20 Questions & Answers for Dental Nurses
 5 Reconstructive Aesthetic Implant Surgery
 16 **Richardson, M** Fungal Infection: Diagnosis and Management
 16 **Richardson, M** Pocket Guide to Fungal Infection
 15 Saliva Diagnostics
 22 **Scheller, C** Basic Guide to Dental Instruments
 18 **Scully, C** ABC of Oral Health
 10 **Shafie, H** Clinical & Laboratory Manual of Implant Overdentures
 14 **Shear, M** Cysts of the Oral Regions
 18 Temporomandibular Joint and Masticatory Muscle Disorders
 8 Textbook and Color Atlas of Traumatic Injuries to the Teeth
 20 Textbook for Dental Nurses
 6 Textbook of Endodontology
 13 Textbook of Geriatric Dentistry
 8 Traumatic Dental Injuries
 4 **Vandersall, D** Concise Encyclopedia of Periodontology
 15 **Wong, S** Saliva Diagnostics
 18 **Wright, E** Manual of Temporomandibular Disorders
 18 **Zarb, G** Temporomandibular Joint and Masticatory Muscle Disorders



**Blackwell
Munksgaard**

**Blackwell Munksgaard
Offices**

9600 Garsington Road
Oxford OX4 2DQ, UK
Tel: +44 (0) 1865 776868
Fax: +44 (0) 1865 714591

1 Rosenørns Allé
1970 Frederiksberg C, Denmark
Tel: +45 77333333
Fax: +45 77333377

Blackwell Publishing Professional
2121 State Avenue
Ames, IA 50014-8300, USA
Tel: +1 800 862 6657
Fax: +1 515 292 3348

Blackwell Publishing Inc
350 Main Street
Malden, MA 02148, USA
Tel: +1 781 388 8200
Fax: +1 781 388 8210

Blackwell Publishing Asia
550 Swanston Street
Carlton South
Victoria 3053, Australia
Tel: +613 8359 1011
Fax: +613 8359 1120

Blackwell Publishing Asia:
Tokyo Office, Journal Division
GS Chiyoda Bldg., 5F
3-11-14 Iidabashi, Chiyoda-ku
Tokyo 102-0072, Japan
Tel: +813 5215 3051
Fax: +813 5215 3052

Blackwell Publishing Shanghai
Room 607
555 Nanjing Road West
Shanghai 200041
People's Republic of China
Tel: +86 21 6215 6683
Fax: +86 21 6215 7047

Books: International Representatives and Agents

London, South East England, East Anglia

Simon Mawdsley
mobile: 07973 376 762 • tel/fax: +44(0)1279 426 232
e-mail: simon.mawdsley@oxon.blackwellpublishing.com

Northern England, Scotland, North Wales, Northern Ireland

Steve Barrett
mobile: 07967 392 254
e-mail: stephen.barrett@oxon.blackwellpublishing.com

East & West Midlands, Eire

Ben Townsend
mobile: 07766 911 963
tel: +44 (0)1865 476659 • fax: +44 (0)1865 471659
e-mail: ben.townsend@oxon.blackwellpublishing.com

Southern & South West England, South Wales

Kate Barrow
mobile: 07711 192 267 • tel: +44 (0)1865 848169
e-mail: kate.barrow@oxon.blackwellpublishing.com

Germany, Austria, Switzerland

Bernd Feldmann, SHS Publishers' Consultants & Representatives,
Am Kanal 25, D-16515 Oranienburg, Germany
tel: +49 3301 20 57 75 • fax: +49 3301 20 57 82
e-mail: BFeldmann@snaflu.de • www.shs-feldmann.de

France

Sabrina Cote, Mare Nostrum Publishing Consultants
1 Rue des Francs Macons, 42100 Saint Etienne, France
tel: 0033 6 272 90802 • e-mail: sabrinacote@mare-nostrum.co.uk
www.mare-nostrum.co.uk

Portugal, Spain

Cristina De Lara Ruiz, Mare Nostrum Publishing Consultants
Condessa de Chinchon, 25 Chalet 68, Ortega Y Gasset, 1, Bloque 3.
Bajo A, 28660 Boadillo del Monte, Madrid, Spain
tel/fax: +34 91 633 6665 • e-mail: cristinadelara@mare-nostrum.co.uk
www.mare-nostrum.co.uk

Greece, Cyprus

Zitsa Seraphimidi, J & LWatt
33 Areos Street, 175 62 P. Faliro, Greece
tel & fax: +30 (0)210 981 6816 • mobile: +30 (0)69 4444 1184
e-mail: zitsaser@otenet.gr

Italy

David Pickering, Mare Nostrum Publishing Consultants
Piazza Ippolito Nievo, 12, 00153 Roma, Italy
tel: 0039 348 318 3884 • UK mobile: 0044 (0)798 655 9391
e-mail: davidpickering@mare-nostrum.co.uk
www.mare-nostrum.co.uk

Belgium, Luxembourg, Holland

Frans Janssen, Netwerk Academic Book Agency
PO Box 33228, 3005 EE Rotterdam, The Netherlands
tel: +31 10 461 3868 • fax: +31 10 461 4645
e-mail: info@netwerkaba.com • www.netwerkaba.com

Scandinavia, Baltic States

Alan Sedgman
tel: +44 (0)1454 418 715 • fax: +44 (0)1454 412 242
e-mail: alan.sedgman@oxon.blackwellpublishing.com

Middle East, Turkey and Malta

James & Lorin Watt
J&L Watt Ltd, 26 Temple Street, Oxford, OX4 1JS, UK
tel: +44 (0)1865 202829 • fax: +44 (0)1865 202830
e-mail: info@jlwatt.co.uk

Iran

Farhad Maftoon, Jahan Adib Publishing
First floor, No 34, 6th Street, Arabali Street, Khoramshahr Avenue
P.O. Box 15655-444, Tehran 15669 Iran
tel/fax: +98 (0)21 8876 5648 • Fax: +98 (0)21 8877 6668
mobile: +98 (0) 912 114 0671 • e-mail: maftoon@neda.net

South Africa

Michael Brightmore, Academic Marketing Services (Pty) Ltd
Po Box 411738, Craighall 2024, South Africa
tel: +27 11 447 7441 • fax: +27 11 447 2314 • e-mail: ams@icon.co.za

India

Mr R Seshadri
8 Second Main Road, CIT East, Chennai 600 035, India
tel: +91 44 2434 6244/66 • fax: +91 44 2434 6529
e-mail: itpsesha@giasmd01.vsnl.net.in • www.rseshadri.com

AND:

A. P. Venkata Raghavan

2/15, Ansari Road, Daryaganj, New Delhi 110 002, India
tel: +91 (0)11 2326 1650 • fax: +91 (0)11 2326 1640
e-mail: bslesha@nda.vsnl.net.in

Pakistan

M Anwer Iqbal, Book Bird, Publishers Representatives
GPO Box 518, Mian Chambers, 3 Temple Road, Lahore, Pakistan
tel: 92 42 636 7275 & 735 3750 • fax: 92 42 636 1370
mobile: 0300 846 4747 • e-mail: bookbird@brain.net.pk

Singapore, Malaysia, Brunei, Thailand, Philippines, Indonesia, Vietnam

*** Stephen Goh, APAC Publishers Services Pte Ltd,**
70 Bendemeer Road, #05-03 Hiap Huat House, Singapore 339940
tel: +65-6844 7333 • fax: +65-6747 8916
e-mail: steven@apacmedia.com.sg

China

Ian Taylor Associates

Cathleen RuoTao Huang, 29-1307 An ZhenLi YiQu
ChaoYang District, Beijing 100029, PR of China
tel: +86 136113 96496 • e-mail: hrthome@gmail.com
www.iantaylorassociates.com

Korea

Se-Yung Jun, Information & Culture Korea

473-19 Seokyo-Dong, Mapo-Ku, Seoul 121-210, Korea
tel: + 822 3141 4791/4793 • fax: + 822 3141 7733
e-mail: ickseoul@kornet.net • **Excluding Medical**

Japan

* United Publishers Services Ltd

1-32-5 Higashi-shinagawa, Shinagawa-ku, Tokyo 140-0002, Japan
tel: +81 3 5479-7251 fax: +81 3 5479-7307
e-mail: general@ups.co.jp

Australasia

* Blackwell Publishing Asia

550 Swanston Street, Carlton, Victoria 3053, Australia
tel: +61(0)38359 1011 • fax: +61(0)38359 1120
e-mail: info@blackwellpublishingasia.com

Central America and Mexico

Jose Rios, Publicaciones Educativas

Apartado Postal 370-A, Avenida Mariscal 13-15, Zona 11,
Ciudad Guatemala, Guatemala 01011, Centro America
tel: + 502 5998 4345 • e-mail: joseros@sover.net

South America

Julio Emöd, editora HARBRA Ltda.

Rua Joaquim Tavora, 629, 04015-001 Sao Paulo (SP), Brasil
tel: +55 11 5084 2482 • fax: +55 11 5575 6876
e-mail: emod@harbra.com.br

USA, Canada, Puerto Rico

Blackwell Publishing Professional

2121 State Avenue, Ames, IA 50014 8300
tel: +1 515 292 0140 • fax: +1 515 292 3348
order line: 1 800 862 6657
e-mail: orders@ames.blackwellpublishing.com

All other areas

Blackwell Publishing Ltd

9600 Garsington Road, Oxford OX4 2DQ, UK
tel: +44 (0)1865 776868 fax: +44 (0)1865 714591
e-mail: pamela.todd@oxon.blackwellpublishing.com